


Hot Tub Collection



Jacuzzi[®]



In a world
obsessed with doing more,
we invite you to

UNDO[®]

Now more than ever,
we need to
take care of ourselves
and *not do* anything
from time to time.

It transforms
how we feel
and how we feel
about our world.

Not doing
never felt so good.

Our story originated when Ken Jacuzzi, age 2, was diagnosed with rheumatoid arthritis. His father invented the world's first at-home pump to provide pain-relieving hydrotherapy.



From that moment forward, Jacuzzi has deepened its expertise in moving water, bringing joy to millions of homes around the world.

Jacuzzi brand products are designed to restore balance and heighten the joys and benefits of hydrotherapy. Our products are enjoyed in more than 100 countries and are manufactured by thousands of employees in five countries.



Built with the same care today
Through decades of research and development,
Jacuzzi has introduced breakthrough products that
engage the senses, nurture the body, and restore
the mind like no other.



Now we introduce our latest breakthrough—
True Water™. We've brought the power of nanobubble
technology to home spas to continually deliver clear,
sparkling water that's 99.9999% chlorine-free.
There's a difference you can see, feel, and smell.



The most extraordinary pause in the world.®





It's the pause that lets you UNDO®.

A wellness retreat into the pulsating forces that revitalize the mind and body.

Jacuzzi hydrotherapy increases blood flow to relax muscles, alleviate pain, and improve skin tone.

And over time, this relaxing pause can reduce stress and improve sleep quality.

This is what you do when you UNDO.

Let it all soak in

Behind this extraordinary pause lives the Jacuzzi® hydromassage, a distinctive and unrivaled experience. Heat, buoyancy, and our optimal massage all come together for your relaxation, joy, and well-being.

Heat

Dilates blood vessels to increase blood flow, delivering more oxygen to the muscles.

Buoyancy

Creates weightlessness and 360° support, relieving pressure on joints, muscles, and nerves.

Optimal massage

Boosts circulation and releases endorphins, providing relaxation from head to toe.

Heavy duty, light touch

Aqualibrium® produces the perfect balance of air and water. Jacuzzi® PowerPro® jets emphasize 360° air induction, to provide a unique high-volume, low-pressure massage. These exclusive jets gently deliver a deeper, more powerful massage.



The massage that's right for you

Everyone likes their massage a little different. Strategically placed Jacuzzi® PowerPro® jets target specific muscle groups with a completely tailored massage. Adjust the flow and intensity from each jet. It's the massage that's right for you.

NX

Targets the sensitive neck area with a highly focused stream to relieve tension and strain. Move nozzle to personalize massage direction.



FX

Exclusive spiral design focuses on smaller muscle groups with an energetic impact, stimulating pressure points in the shoulders, back, and feet.



MX

The original performance therapy jet. The MX includes a completely adjustable nozzle with a 60° range for bold, high-volume massage action right where you need it.



RX

Delivers a full-coverage massage—producing a powerful kneading motion to relieve muscle tension, primarily in your middle and upper back.



PX

Soothes discomfort in the hands and wrists by providing relief to pressure points on the hands, and gently pulsing on palms and wrists.



BX

Its patented design, developed to reinvigorate leg muscles, delivers a stimulating massage with our highest air-to-water ratio for a bubbly effect.



- J-LX®/J-400™/J-300™
- J-300™ exclusive
- J-LX®/J-400™ exclusive

Neck

NX

Dorsal

FX FX-R MX RX

Lumbar

FX FX-LR MX FX-L

Hips

FX-R FX-D

Wrists

PX BX

Legs

BX FX-R FX-S FX

Feet


MX FX-LR FX-S FX-R

A new frontier in wellness

Another first from Jacuzzi, we have introduced our exclusive Infrared and Red Light therapy across a full range of wellness products—from saunas, to swim spas and hot tubs. It works in harmony with hydrotherapy to soothe and rejuvenate beneath the surface.



IR



● IR + Red Light

Rejuvenation meets relaxation

The rejuvenating powers of Infrared and Red Light therapy work together deep beneath the skin's surface to relieve pain, improve range of motion, and help you reach a state of mindfulness.

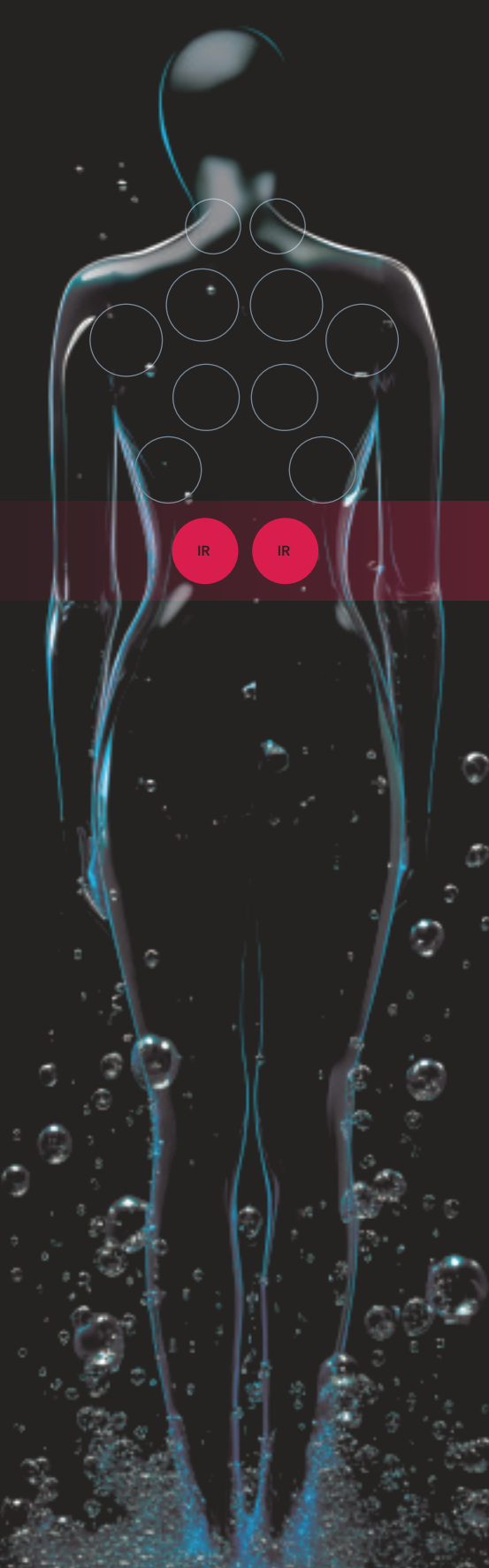
Relief where it's needed most

Low back pain is the leading cause of disability worldwide,¹ so we strategically placed IR and Red Light therapy to target deep tissue within the lumbar region of the lower back.

Backed by research

Substantial evidence supports the efficacy of IR and Red Light therapy to relieve low back pain.² To ensure safety, it's been tested by certified third-party Intertek[®] test laboratories.³

1 Source: World Health Organization. Visit <https://www.who.int/news-room/fact-sheets/detail/musculoskeletal-conditions>
2 Source: 2008 Cochrane Review
3 The IR and Red Light device met the IEC 62471 Photobiological Safety Standard



Skin level penetration



Red Light (660nm)
Specialized deep red light reaches surface tissue and cells



Near Infrared (850nm)
Light delivered at wavelengths that promote cell regeneration and repair

Please be seated

Decades of expertise drive our design process, to deliver personalized comfort. The collection of seats in each Jacuzzi® Hot Tub facilitates full-body hydromassage, while balancing the flow to every seat for the best experience.



A

FX-IR therapy seat

Neck, shoulder, and back relief

A collection of FX jets combines full back and neck hydromassage with Infrared and Red Light therapy that targets deep tissue within the lumbar region of the lower back. It's an unprecedented and rejuvenating hot tub experience.

B

MX therapy seat

The original in low-back relief

Ease into this deeply contoured seat to release tension in the lower back with a high-volume, low-pressure massage. Maximized air output delivers a soothing deep-tissue massage. Paired with neck jets for a fully relaxing experience.


C

RX therapy seat

Comforting back and shoulder relief

A ring of spinning RX jets targets key back and shoulder muscles to soothe stiffness and release tension, while neck jets add further relief. It's a key part of our highest performing hydromassage.

Each seat is sculpted with an ergonomic focus, to cradle the contours of the body. Specialized Jacuzzi® PowerPro® jets—recessed for your complete comfort—are thoughtfully positioned to effectively target key muscles.



ProAir™ lounge
Full-body relief

Designed to distribute body weight evenly for a comprehensive massage. The ProAir lounge eases tension in the shoulders and back, by combining FX and FX-R rotational jets along the center of the back. Exclusive BX jets target the calves with an invigorating, bubbly massage, and FX jets penetrate the muscles of the feet with therapeutic relief.

The most beautiful water

Pure. Fresh. Clear. Sparkling. The most extraordinary pause in the world starts with the most beautiful water. We are proud of our commitment to bring you exclusive, innovative water care technologies in all our hot tubs, as we strive to bring the natural joys of wellness to people everywhere.



Welcome to the next generation of water care

Jacuzzi is delivering the most beautiful water with the True Water™ system. Inspired by nature, True Water makes spa water fresh and clear without all the harsh chemicals. Trillions of oxygen-filled nanobubbles continuously scrub away contaminants to deliver clear, sparkling water that is 99.9999% chlorine-free. That's even less than drinking water.¹

You'll see, feel, and smell the difference.



TRUE



A breakthrough in clean¹ water

True Water™ brings the revolutionary power of nanobubble technology to home spas—the same clean water technology used by NASA spacecraft.² Inspired by nanobubbles produced in nature by crashing waves and waterfalls, True Water releases trillions of oxygen-filled nanobubbles—5,000 times smaller than a grain of sand. They remain in the water for days, oxygenating the water to remove 99.9% of bacteria and viruses,³ and deep clean every part of your spa.

Truly easy to care for

Most spas require daily upkeep, but with True Water you only need to spend about 15 minutes per month caring for your water. The magic of True Water means you'll spend far less time maintaining your hot tub and more time relaxing in it.

You'll only find it in a Jacuzzi® Hot Tub.



Nanobubble
invisible to the naked eye



Microbubble
the size of a pollen grain



Fine Bubble
the size of a poppy seed

True Water™ is standard on all J-LX® and J-400® Collection Hot Tubs and optional on the J-300® Collection.


¹ Clean is defined as the removal of microscopic (down to 3-micron level, varies by model) debris from the water.

² Source: Research Campaign: Use of Nanobubbles for Enhanced Gas-Liquid Contacting in Spaceflight Environments. Learn more at nasa.gov.

³ Simulated in-use laboratory study tested against Escherichia coli, Enterococcus faecium, Listeria pneumophila, Pseudomonas aeruginosa, and coliphage (viral surrogate) demonstrated a 99.9% reduction in bacteria and viruses in as little as 2 hours.

A holistic approach to water care

Every Jacuzzi® Hot Tub includes filtration and water treatment technology, to deliver exceptional cleaning power and reduce the need for chemical sanitizers.



UV-C technology is standard on all J-200™ Collection Hot Tubs.

Clean water, less effort

Harness the power of active oxygen for a hands-free approach to water care. ClearRay Active Oxygen® System works harder to clean the water longer. A UV-C bulb is directed toward the water, which then creates active oxygen molecules that break down and neutralize contaminants.

They clean more, so you clean less.

5-Stage¹ filtration process
Cleaner² water means fewer water changes and less effort for you.

Stages 1 and 2

The skimmer and unique mesh ProCatch™ bag work together to clean the surface water and trap large debris for easy removal.

Stage 3

This exclusive system features a ProClear® filter, connected directly to a ProStream™ filtration pump, that filters an incredible 35 gallons per minute, giving you clean water, faster.

Stage 4

The ProClarity® polishing filter polishes the water down to a 3-micron level.

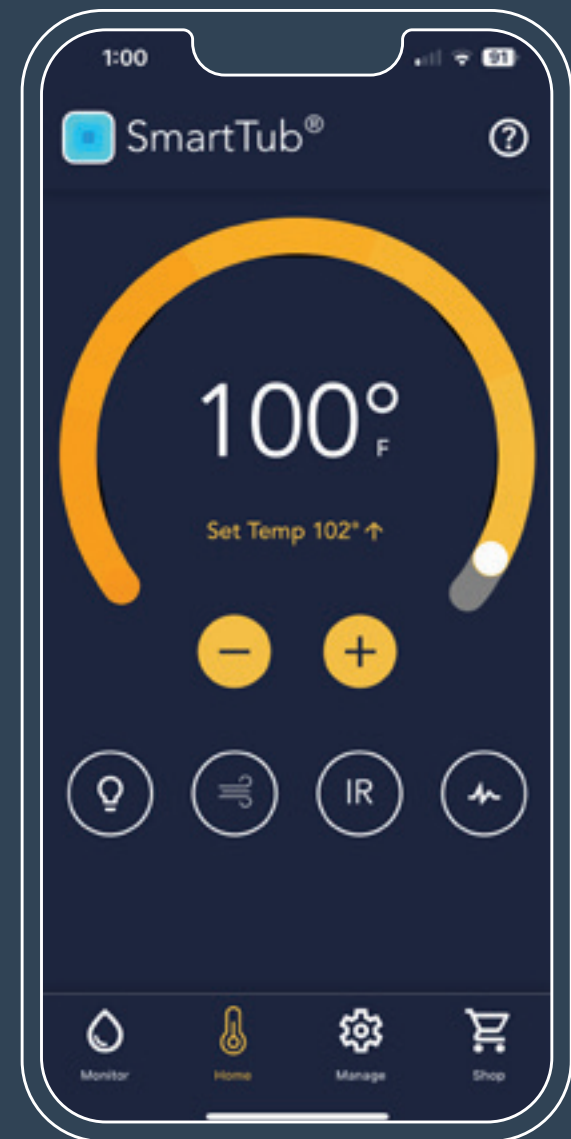
Stage 5

The ProClear filter activates and cleans when you are using the hot tub. This doubles the filtration when you need it most.

¹ Stages of filtration may vary by collection.
² Clean is defined as the removal of microscopic (down to 3-micron level, varies by model) debris from the water.

Tap into total relaxation

Our patented, industry-first SmartTub® system is more than an app. It's like a remote control and command center that lets you monitor, operate, and protect your Jacuzzi® Hot Tub. It's the smartest and easiest way to use and care for your spa.



Control

You can adjust temperature, jets, and lights, and lock down your hot tub to prevent usage. Set up your own automated usage schedule, receive alerts, and check your hot tub status, whether you're at home or on the go.

Convenience

SmartTub provides remote monitoring and control anywhere in the world through smart phones, smart devices, and wearables, as well as AI helpers like Siri®, Alexa®, and Google Assistant®.¹ You can also track energy usage reports and enjoy new features, which are updated automatically. Plus, SmartTub performs daily diagnostic checks to help ensure peak performance.

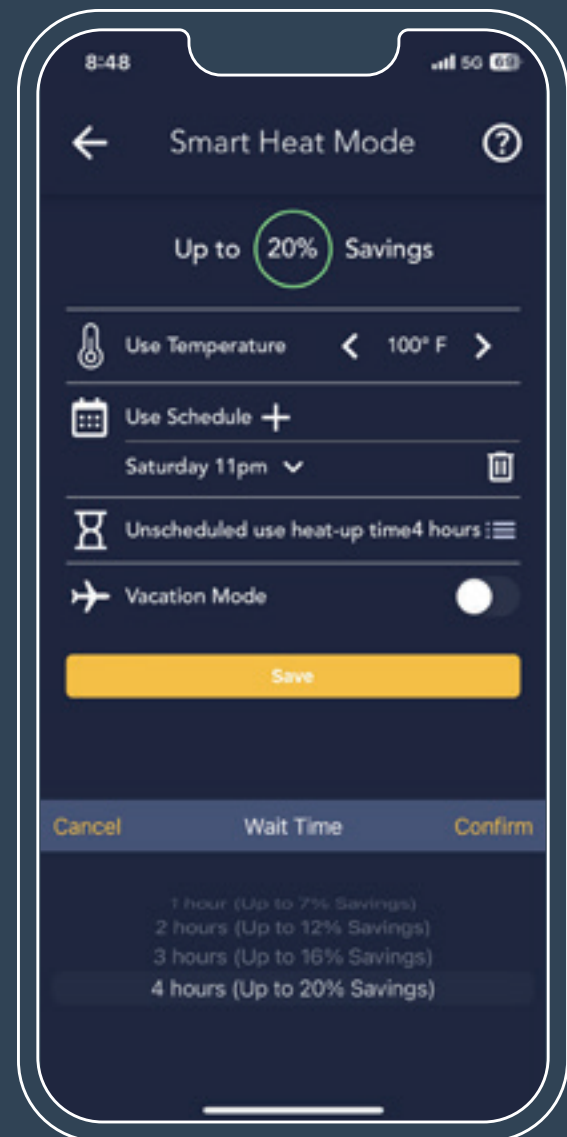


¹Siri, Alexa, and Google Assistant are registered trademarks of their respective owners.

Energy efficiency

Smart Heat Mode helps you optimize savings by using your hot tub in the most energy-efficient way possible, such as heating hot tub water during off-peak hours. It lets you monitor, track, and customize hot tub usage, and can reduce standby power up to 25%.

SmartTub® also dynamically calculates and displays real-time savings and includes a one-touch Vacation Mode that automatically minimizes water heating while you're away.



Peace of mind

With SmartTub, you can connect via cellular and use Wi-Fi as a backup. It chooses the best connection for you and switches when needed to ensure you have reliable connectivity in all environments and situations.

Integrated sensors send automatic alerts to you and your dealer if your hot tub needs attention. It can also detect power outages to help protect against freezing or overheating. SmartTub will even send maintenance reminders to keep your spa running optimally for years.

Enhanced 24/7 monitoring

Increase security and savings with our new wireless sensor package, including three sensors that trigger real-time alerts.

The Fill Sensor saves time by detecting when your hot tub has finished filling, draining, or when water level is too low. The Cover Sensor detects when cover is open so you don't run up your heating bill. The Water Sensor protects your investment by detecting when water is near sensitive hot tub equipment.



- Working Properly
- Reminder
- Needs Attention

The serenity is in the details

We design spas that run for years with minimal care. Durable, reliable, and built for your pleasure, from the quality of materials to the performance you expect.



A

ProLast™ cover

Lock heat in with our durable ProLast Cover. The vacuum seal retains heat and maintains water temperature longer for lower operating costs.

B

Illuminated waterfall

A cascading stream of water with soothing sounds creates a calming ambient atmosphere.

C

ProFusion™ shell

Highest-quality acrylic, a bonded vapor barrier, and a resin composite provide superior durability, even in extreme temperatures.

D

High-performance energy-saving insulation

Insulation surrounds the shell and fills the cabinet, resulting in lower operating costs, quieter operation, and reliable performance in the coldest climates.

E

Tool-free cabinetry

Durable, maintenance-free cabinetry withstands heat and cold and stays beautiful longer.

F

SmartTub® sensor package

Includes a Cover Sensor to ensure your cover is always on; a Fill Sensor to save time filling or draining and let you know when water level is low; and a Water Sensor to detect when water is near sensitive components.

G

Propolymer base

This strong, rugged foundation protects and insulates the spa from moisture and the elements.

Live in the moments you choose

No matter who you are and how you live, Jacuzzi has the way to UNDO[®] for you. With four hot tub collections and endless ways to customize your hot tub, you can be sure to UNDO however you choose.



J-LX® Collection

Clean, simple lines frame the welcoming water of our newest product family. With our patent-pending IR and Red Light therapy taking hydrotherapy to the next level, we're leading the industry once again, by creating the ultimate wellness experience.

J-LX



IR + Red Light therapy and True Water™ included on all J-LX Collection Hot Tubs.

- J-LX®/J-400™/J-300™
- J-300™ exclusive
- J-LX®/J-400™ exclusive
- IR + Red Light



Model

J-LX®

Seats 6-7	Dimensions¹ Inches 89x89x34	Electrical² 240VAC 60Hz 40A/50A/60A
	Centimeters 226x226x87	230VAC 50Hz 1x32A, 3x16A, 1x20A/1x16A
Dry weight 855 lbs (388 kg)	Avg total filled wt 4,525 lbs (2,052 kg)	Avg spa vol 330 gal (1,249 L)

Jets



IR lights



Model

J-LXL®

Seats 5-6 Lounge	Dimensions¹ Inches 89x89x34	Electrical² 240VAC 60Hz 40A/50A/60A
	Centimeters 226x226x87	230VAC 50Hz 1x32A, 3x16A, 1x20A/1x16A
Dry weight 914 lbs (415 kg)	Avg total filled wt 4,625 lbs (2,098 kg)	Avg spa vol 330 gal (1,249 L)

Jets



IR lights



¹ All specifications are subject to change without notice. Hot tub dimensions are approximate and shown in L x W x H. The images are for layout reference; they do not reflect acrylic options. The product is shown with IR + Red Light therapy (standard).
² Not all electrical configurations are listed. Please see the Jacuzzi® Specification Handbook for additional details.

IR + Red Light therapy

The FX-IR seat offers our most advanced hydrotherapy, combining full back and neck hydromassage with Infrared and Red Light therapy on the lumbar region of the lower back.



Full-featured modern design

The geometric form brings crisp lines and dramatic lighting to your outdoor space. A welcoming deck allows for socializing and easy entry. Once inside, the gentle waterfall completes a soothing, transformational experience.



Interior



Exterior



Standard features

- Jacuzzi® True Water™
- Exclusive Infrared + Red Light therapy
- SmartTub® system
- Jacuzzi® PowerPro® jets
- Specialty Jacuzzi® PowerPro® RX jets
- Individual seat air control
- Illuminated infinity-edge waterfall
- 5-stage filtration system
- ProStream™ filtration pump
- Floating propolymer foundation
- SmartSeal™ energy efficient insulation
- ProFinish® tool-free cabinetry
- ProLast™ cover in black
- Sleek, modern styling
- Premium LED interior lighting
- Wide deck with space for drinks
- Exterior lighting
- ProTouch™ control

Optional features

- ProLast extreme cover

J-400™ Collection

Elegant design and our most complete hydromassage experience combine with Infrared and Red Light therapy to create a retreat like no other. Graceful curves give rise to a high-back design and elevated waterfall that lend a dramatic presence to any space.

J-400

IR + Red Light therapy and True Water™ included on all J-400 Collection Hot Tubs.

- J-LX®/J-400™/J-300™
- J-300™ exclusive
- J-LX®/J-400™ exclusive
- IR + Red Light



Model
J-495™

Seats 8-9	Dimensions¹ Inches 91x110x 38-44	Electrical² 240VAC 60Hz 50A/60A
	Centimeters 231x280x 95-111	230VAC 50Hz 1x32A, 1x40A, 1x32A/1x16A, 3x16A
Dry weight 1,091 lbs (495 kg)	Avg total filled wt 6,679 lbs (3,030 kg)	Avg spa vol 500 gal (1,893 L)

Jets

FX-S 14
FX 14
FX-R 4
NX 8
FX-LR 3
MX 3
RX 15
PX 4
FX-D 4

IR lights

IR 2



Model
J-485™

Seats 6-7	Dimensions¹ Inches 91x91x 38-44	Electrical² 240VAC 60Hz 40A/50A/60A
	Centimeters 231x231x 95-111	230VAC 50Hz 1x32A, 3x16A 1x20A/1x16A
Dry weight 916 lbs (416 kg)	Avg total filled wt 5,336 lbs (2,421 kg)	Avg spa vol 435 gal (1,647 L)

Jets

FX-S 8
FX 10
FX-R 6
NX 6
FX-LR 1
MX 3
FX-L 3
RX 8
PX 2

IR Lights

IR 2



Model
J-475™

Seats 6-7 Lounge	Dimensions¹ Inches 91x91x 38-44	Electrical² 240VAC 60Hz 40A/50A/60A
	Centimeters 231x231x 95-111	230VAC 50Hz 1x32A, 3x16A 1x20A/1x16A
Dry weight 925 lbs (419 kg)	Avg total filled wt 5,387 lbs (2,444 kg)	Avg spa vol 440 gal (1,666 L)

Jets

FX-S 8
FX 10
FX-R 8
NX 6
FX-LR 1
MX 3
FX-L 5
RX 6
PX 8

IR Lights

IR 2

1 All specifications are subject to change without notice. Hot tub dimensions are approximate and shown in L x W x H. The images are for layout reference; they do not reflect acrylic options. The product is shown with IR + Red Light therapy (standard).
2 Not all electrical configurations are listed. Please see the Jacuzzi® Specification Handbook for additional details.

- J-LX®/J-400™/J-300™
- J-300™ exclusive
- J-LX®/J-400™ exclusive
- IR + Red Light



Model
J-445™

Seats 6	Dimensions ¹ Inches 84x84x38-44	Electrical ² 240VAC 60Hz 40A/50A/60A
	Centimeters 214x214x95-111	230VAC 50Hz 1x32A, 3x16A 1x20A/1x16A
Dry weight 855 lbs (388 kg)	Avg total filled wt 4,525 lbs (2,052 kg)	Avg spa vol 380 gal (1,438 L)

- Jets
- FX-S 8
 - FX 10
 - FX-R 8
 - NX 4
 - FX-LR 2
 - MX 3
 - RX 8

- IR lights
- IR 2

Model
J-435™

Seats 5-6 Lounge	Dimensions ¹ Inches 84x84x38-44	Electrical ² 240VAC 60Hz 40A/50A/60A
	Centimeters 214x214x95-111	230VAC 50Hz 1x32A, 3x16A 1x20A/1x16A
Dry weight 822 lbs (373 kg)	Avg total filled wt 4,492 lbs (2,037 kg)	Avg spa vol 360 gal (1,363 L)

- Jets
- FX-S 10
 - FX 7
 - FX-R 6
 - NX 6
 - FX-LR 3
 - MX 3
 - RX 8
 - PX 2

- IR lights
- IR 2

¹ All specifications are subject to change without notice. Hot tub dimensions are approximate and shown in L x W x H. The images are for layout reference; they do not reflect acrylic options. The product is shown with IR + Red Light therapy (standard).
² Not all electrical configurations are listed. Please see the Jacuzzi® Specification Handbook for additional details.


RX jets
Feel a powerful, steady rotation that provides full-coverage massage to relieve muscle tension, primarily in your middle and upper back.



IR + Red Light therapy
The FX-IR seat offers our most advanced hydrotherapy, combining full back and neck hydromassage with Infrared and Red Light therapy on the lumbar region of the lower back.



Interior



Exterior



- Standard features**
- Jacuzzi® True Water™
 - Exclusive Infrared + Red Light therapy
 - SmartTub® system
 - Jacuzzi® PowerPro® jets
 - Specialty Jacuzzi® PowerPro® FX-D, RX, and PX jets
 - Individual seat air control
 - Adjustable headrests
 - Elevated illuminated waterfall
 - 5-stage filtration system
 - ProStream™ filtration pump
 - Floating propolymer foundation
 - ProFinish® tool-free cabinetry
 - ProLast™ cover in black
 - Distinct high back design
 - Premium LED interior lighting
 - Illuminated drink holders
 - Status indicator light
 - Exterior lighting
 - ProTouch™ control
- Optional features**
- ProLast extreme cover
 - SmartSeal™ insulation
 - BLUEWAVE® stereo, premium speakers and amplified subwoofer

J-300™ Collection

Release yourself from the demands of the day and pause in the ultimate refuge. Experience the pleasure of industry-leading ergonomic seating and the power of perfectly placed jetting, both designed to raise your comfort level to new heights.

J-300



- J-LX®/J-400™/J-300™
- J-300™ exclusive
- J-LX®/J-400™ exclusive
- IR + Red Light



Model
J-385™

Seats	Dimensions¹	Electrical²
6-7	Inches 91x91x38	240VAC 60Hz 40A/50A/60A
	Centimeters 231x231x95	230VAC 50Hz 1x32A, 3x16A 1x20A/1x16A

Dry weight	Avg total filled wt	Avg spa vol
850 lbs (386 kg)	5,771 lbs (2,618 kg)	460 gal (1,741 L)

Jets

FX-S 8, FX 20, FX-R 4, NX 4, FX-LR 4, MX 3, FX-L 4, **BX 2**

IR lights



¹ All specifications are subject to change without notice. Hot tub dimensions are approximate and shown in L x W x H. The images are for layout reference; they do not reflect acrylic options. The product is shown with IR + Red Light therapy (optional). If selected, the IR lights replace 2 of the jets, reducing the jet count.

² Not all electrical configurations are listed. Please see the Jacuzzi® Specification Handbook for additional details.



Model
J-375™

Seats	Dimensions¹	Electrical²
5-6 Lounge	Inches 91x91x38	240VAC 60Hz 40A/50A/60A
	Centimeters 231x231x95	230VAC 50Hz 1x32A, 3x16A 1x20A/1x16A

Dry weight	Avg total filled wt	Avg spa vol
830 lbs (376 kg)	5,667 lbs (2,571 kg)	445 gal (1,685 L)

Jets

FX 18, FX-R 6, NX 4, FX-LR 3, MX 5, FX-L 2, **BX 12**

IR lights



Model
J-365™

Seats	Dimensions¹	Electrical²
6	Inches 84x91x38	240VAC 60Hz 40A/50A/60A
	Centimeters 214x231x95	230VAC 50Hz 1x32A, 3x16A 1x20A/1x16A

Dry weight	Avg total filled wt	Avg spa volume
805 lbs (365 kg)	4,975 lbs (2,257 kg)	395 gal (1,495 L)

Jets

FX-S 8, FX 19, FX-R 4, NX 4, FX-LR 3, MX 3, FX-L 3

IR lights



Model
J-355™

Seats	Dimensions¹	Electrical²
5-6 Lounge	Inches 84x91x38	240VAC 60Hz 40A/50A/60A
	Centimeters 214x231x95	230VAC 50Hz 1x32A, 3x16A 1x20A/1x16A

Dry weight	Avg total filled wt	Avg spa vol
813 lbs (369 kg)	4,900 lbs (2,223 kg)	360 gal (1,363 L)

Jets

FX 14, FX-R 4, NX 2, FX-LR 3, MX 5, FX-L 2, **BX 12**

IR lights



- J-LX®/J-400™/J-300™
- J-300™ exclusive
- J-LX®/J-400™ exclusive
- IR + Red Light



Model
J-345™

Seats 6-7	Dimensions¹ Inches 84x84x36	Electrical² 240VAC 60Hz 40A/50A/60A
	Centimeters 214x214x92	230VAC 50Hz 1x32A, 3x16A 1x20A/1x16A

Dry weight 777 lbs (352 kg)	Avg total filled wt 4,488 lbs (2,036 kg)	Avg spa vol 345 gal (1,306 L)
-----------------------------------	--	-------------------------------------

Jets

- FX-S 8
- FX 19
- FX-R 4
- FX-LR 3
- MX 3
- FX-L 2

IR lights

- IR 2

¹ All specifications are subject to change without notice. Hot tub dimensions are approximate and shown in L x W x H. The images are for layout reference; they do not reflect acrylic options. The product is shown with IR + Red Light therapy (optional). If selected, the IR lights replace 2 of the jets, reducing the jet count.
² Not all electrical configurations are listed. Please see the Jacuzzi® Specification Handbook for additional details.



Model
J-335™

Seats 5-6 Lounge	Dimensions¹ Inches 84x84x36	Electrical² 240VAC 60Hz 40A/50A/60A
	Centimeters 214x214x92	230VAC 50Hz 1x32A, 3x16A 1x20A/1x16A

Dry weight 764 lbs (347 kg)	Avg total filled wt 4,684 lbs (2,125 kg)	Avg spa vol 350 gal (1,325 L)
-----------------------------------	--	-------------------------------------

Jets

- FX 16
- FX-R 4
- FX-R 4
- MX 2
- FX-L 2
- BX 12

IR lights

- IR 2

¹ All specifications are subject to change without notice. Hot tub dimensions are approximate and shown in L x W x H. The images are for layout reference; they do not reflect acrylic options. The product is shown with IR + Red Light therapy (optional). If selected, the IR lights replace 2 of the jets, reducing the jet count.
² Not all electrical configurations are listed. Please see the Jacuzzi® Specification Handbook for additional details.



Model
J-325™

Seats 4-5	Dimensions¹ Inches 84x76x34	Electrical² 120VAC 15A or 240VAC 60Hz 30/40A
	Centimeters 214x193x85	230VAC 50Hz 1x16A or 2x16A

Dry Weight 619 lbs (281 kg)	Avg total filled wt 4,372 lbs (1,983 kg)	Avg spa vol 335 gal (1,268 L)
-----------------------------------	--	-------------------------------------

Jets

- FX-S 4
- FX 6
- FX-R 2
- FX-LR 5
- FX-L 4

IR lights

- IR 2

¹ All specifications are subject to change without notice. Hot tub dimensions are approximate and shown in L x W x H. The images are for layout reference; they do not reflect acrylic options.
² Not all electrical configurations are listed. Please see the Jacuzzi® Specification Handbook for additional details.



Model
J-315™

Seats 2-3 Lounge	Dimensions¹ Inches 66x76x32	Electrical² 120VAC 15A or 240VAC 60Hz 30/40A
	Centimeters 168x193x81	230VAC 50Hz 1x16A or 2x16A

Dry weight 531 lbs (241 kg)	Avg total filled wt 2,866 lbs (1,300 kg)	Avg spa vol 210 gal (795 L)
-----------------------------------	--	-----------------------------------

Jets

- FX 8
- FX-R 2
- FX-LR 3
- FX-L 2
- BX 6

IR lights

- IR 2

¹ All specifications are subject to change without notice. Hot tub dimensions are approximate and shown in L x W x H. The images are for layout reference; they do not reflect acrylic options.
² Not all electrical configurations are listed. Please see the Jacuzzi® Specification Handbook for additional details.

Jacuzzi® PowerPro® jets

Minimize tension as you maximize propulsion. Up to eight varieties of Jacuzzi® PowerPro® jets deliver a superior hydromassage.



ProTouch™ controls

Create the spa experience you want using simple, intuitive controls. Easily make quick adjustments to hydrotherapy and lighting settings.



Optional upgrades

True Water™ + SmartTub® package

True Water keeps spa water clear, beautiful, and 99.9999% chlorine-free. With SmartTub, you can monitor and control your hot tub from anywhere.



Infrared and Red Light therapy package

Experience the rejuvenating powers of Infrared and Red Light therapy to relieve pain, improve range of motion, and help you reach a state of mindfulness.



Interior



Canyon (matte)



Platinum



Silver Pearl




Monaco



Midnight

Exterior



Brushed Gray



Modern Hardwood



Smoked Ebony

Standard features

- Jacuzzi® PowerPro® jets
- Specialty Jacuzzi® PowerPro® BX jets
- Individual seat air control
- Illuminated waterfall
- Hydrosoothe® massage pillow
- ClearRay Active Oxygen® system
- ProStream™ filtration pump
- Floating propolymer foundation
- ProFinish® tool-free cabinetry
- ProLast™ cover in black
- LED interior lighting
- Illuminated drink holders
- Exterior lighting
- ProTouch control

Optional features

- Jacuzzi® True Water™
- Exclusive Infrared + Red Light therapy¹
- SmartTub® system
- ProClarity® polishing filter²
- ProLast extreme cover
- SmartSeal™ insulation
- BLUEWAVE® stereo, standard speakers and subwoofer


Extreme cold weather package

Designed to help your hot tub withstand winter's chill, the package includes SmartSeal insulation that retains heat and reduces energy costs, as well as an upgraded cover designed for cold weather.



Entertainment package

Personalize your hot tub playlist with the BLUEWAVE spa stereo system. Connect via Bluetooth to play music from your phone through the hot tub speakers with full surround sound.



¹ See model details. Available on J-300™ models 5-6 seats and larger.
² Available as aftermarket upgrade only.

J-200™ Collection

Pleasing aesthetics, rejuvenating hydromassage, and legendary comfort are what Jacuzzi is famous for, and that sets the foundation for our most affordable hot tubs. Take a seat and enjoy the view from this warm-water escape.

J-200





Model
J-285™

Seats 6-7	Dimensions¹ Inches 89x89x36	Electrical² 240VAC 60Hz 40A/50A/60A
	Centimeters 226x226x92	230VAC 50Hz 1x16A, 1x32A or 2 out of 3-phase
Dry Weight 777 lbs (352 kg)	Avg total filled wt 4,905 lbs (2,225 kg)	Avg spa vol 365 gal (1,382 L)
Jets 42		



Model
J-275™

Seats 6 Lounge	Dimensions¹ Inches 89x89x36	Electrical² 240VAC 60Hz 40A/50A/60A
	Centimeters 226x226x92	230VAC 50Hz 1x16A, 1x32A or 2 out of 3-phase
Dry weight 774 lbs (351 kg)	Avg total filled wt 4,861 lbs (2,205 kg)	Avg spa vol 360 gal (1,363 L)
Jets 38		



Model
J-245™

Seats 6-7	Dimensions¹ Inches 84x84x36	Electrical² 240VAC 60Hz 40A/50A/60A
	Centimeters 214x214x92	230VAC 50Hz 1x16A, 1x32A or 2 out of 3-phase
Dry weight 717 lbs (325 kg)	Avg total filled wt 4,345 lbs (1,971 kg)	Avg spa vol 320 gal (1,211 L)
Jets 36		



Model
J-235™

Seats 5-6 Lounge	Dimensions¹ Inches 84x84x36	Electrical² 240VAC 60Hz 40A/50A/60A
	Centimeters 214x214x92	230VAC 50Hz 1x16A, 1x32A or 2 out of 3-phase
Dry weight 726 lbs (329 kg)	Avg total filled wt 4,229 lbs (1,918 kg)	Avg spa vol 305 gal (1,155 L)
Jets 34		

¹ All specifications are subject to change without notice. Hot tub dimensions are approximate and shown in L x W x H. The images are for layout reference; they do not reflect acrylic options.
² Not all electrical configurations are listed. Please see the Jacuzzi® Specification Handbook for additional details.



Model
J-225™

Seats
4-5

Dimensions¹
Inches
80x80x33

Electrical²
120VAC 60Hz
15A or 240VAC
60hz 30A/40A



Dry weight
619 lbs
(281 kg)

Avg total filled wt
3,805 lbs
(1,726 kg)

Avg spa vol
280 gal
(1,060 L)

Jets
26

Model
J-215™

Seats
2-3
Lounge

Dimensions¹
Inches
69x80x33

Electrical²
120VAC 60Hz
15A or 240VAC
60hz 30A/40A



Dry weight
517 lbs
(235 kg)

Avg total filled wt
2,936 lbs
(1,332 kg)

Avg spa vol
205 gal
(776 L)

Jets
21

Superior build quality

Distinctively styled cabinetry is integrated with the formed pan (spa bottom) for complete structural protection and exceptional durability. With integrated exterior LED lighting and tool-free access for ease of use.



Illuminated waterfall


Add a touch of calming ambience with the soothing sound of moving water, backlit for a glowing waterfall effect. Included on select models.



Interior



Canyon (matte)



Platinum



Silver Pearl



Monaco




Midnight

Exterior



Smoke



Charcoal

Standard features

- Proprietary jets with stainless steel accent
- Illuminated waterfall¹
- Backlit headrests
- 3-stage filtration system
- ClearRay® UV-C system
- ProClassic™ filter
- Propolymer foundation
- Tool-free cabinetry
- ProLast™ cover in black
- LED interior lighting
- Built-in drink holders
- Exterior lighting

Optional Features

- ClearRay Active Oxygen® water system
- SmartTub® system compatible
- ProLast extreme cover

¹ All specifications are subject to change without notice. Hot tub dimensions are approximate and shown in L x W x H. The images are for layout reference; they do not reflect acrylic options.
² Not all electrical configurations are listed. Please see the Jacuzzi® Specification Handbook for additional details.

¹ See model details. Available on J-200™ models 5-6 seats and larger.

This is what you've been waiting for

We've worked hard to make choosing your hot tub easy, by offering a line of spas for every backyard style and budget. No matter which collection you decide on, our focus on quality and design will ensure you enjoy your hot tub for years to come.

	Standard	Optional		
	J-LX [®] Collection	J-400 [™] Collection	J-300 [™] Collection	J-200 [™] Collection
Jacuzzi [®] True Water [™]	<input checked="" type="checkbox"/>	<input checked="" type="checkbox"/>	<input type="checkbox"/>	
IR + Red Light therapy	<input checked="" type="checkbox"/>	<input checked="" type="checkbox"/>	<input type="checkbox"/>	
SmartTub [®] system	<input checked="" type="checkbox"/>	<input checked="" type="checkbox"/>	<input type="checkbox"/>	<input type="checkbox"/>
SmartSeal [™] insulation	<input checked="" type="checkbox"/>	<input type="checkbox"/>	<input type="checkbox"/>	
Jacuzzi [®] PowerPro [®] jets	<input checked="" type="checkbox"/>	<input checked="" type="checkbox"/>	<input checked="" type="checkbox"/>	
Individual seat air control	<input checked="" type="checkbox"/>	<input checked="" type="checkbox"/>	<input checked="" type="checkbox"/>	
ProTouch [™] controls	<input checked="" type="checkbox"/>	<input checked="" type="checkbox"/>	<input checked="" type="checkbox"/>	
ProStream [™] filtration pump	<input checked="" type="checkbox"/>	<input checked="" type="checkbox"/>	<input checked="" type="checkbox"/>	
5-stage ProClarity [®] filtration system	<input checked="" type="checkbox"/>	<input checked="" type="checkbox"/>		
ClearRay Active Oxygen [®] system			<input checked="" type="checkbox"/>	<input type="checkbox"/>
ProClear [®] filter	<input checked="" type="checkbox"/>	<input checked="" type="checkbox"/>	<input checked="" type="checkbox"/>	<input checked="" type="checkbox"/>
Illuminated waterfall	<input checked="" type="checkbox"/>	<input checked="" type="checkbox"/>	<input checked="" type="checkbox"/>	<input checked="" type="checkbox"/>
Propolymer foundation	<input checked="" type="checkbox"/>	<input checked="" type="checkbox"/>	<input checked="" type="checkbox"/>	<input checked="" type="checkbox"/>
Tool-free cabinetry	<input checked="" type="checkbox"/>	<input checked="" type="checkbox"/>	<input checked="" type="checkbox"/>	<input checked="" type="checkbox"/>
Interior and exterior lighting	<input checked="" type="checkbox"/>	<input checked="" type="checkbox"/>	<input checked="" type="checkbox"/>	<input checked="" type="checkbox"/>
Headrests	<input checked="" type="checkbox"/>	<input checked="" type="checkbox"/>	<input checked="" type="checkbox"/>	<input checked="" type="checkbox"/>
Drink holders	<input checked="" type="checkbox"/>	<input checked="" type="checkbox"/>	<input checked="" type="checkbox"/>	<input checked="" type="checkbox"/>
ProLast [™] cover	<input checked="" type="checkbox"/>	<input checked="" type="checkbox"/>	<input checked="" type="checkbox"/>	<input checked="" type="checkbox"/>
BLUEWAVE [®] stereo		<input type="checkbox"/>	<input type="checkbox"/>	
Warranty coverage (years)				
Shell structure	10	10	10	5
Shell surface	7	7	7	3
Equipment, controls, and plumbing	5	5	5	3
Cabinet	5	5	5	1



Wellness starts with a world that is well.
Learn more about our sustainability commitments.



Feel yourself transformed.

Immerse yourself
in the experience that made
us a household name.

Feel a weight lift
at the mere thought of warm,
bubbling water.

Let stress wash away
as you step in.
Emerge rejuvenated,
to take on the day.
And let the long-lasting,
refreshing energy transform
your body and mind.



Jacuzzi.com
17872 Gillette Ave. #300
Irvine CA 92614

©2025 Jacuzzi Hot Tubs. All rights reserved. Jacuzzi® is a registered trademark of Jacuzzi Inc. used with permission. All other brands, product names, company names, trade names, trademarks, and service marks used are the property of their respective owners. Jacuzzi Hot Tubs may make product modifications and enhancements. Specifications may change without notice. International products may be configured differently to meet local electrical requirements. Dimensions are approximate. Manufactured under one or more United States patent numbers. Other patents may apply.

Part No: 2890-043N
12/24

