

# Sarena Bay®

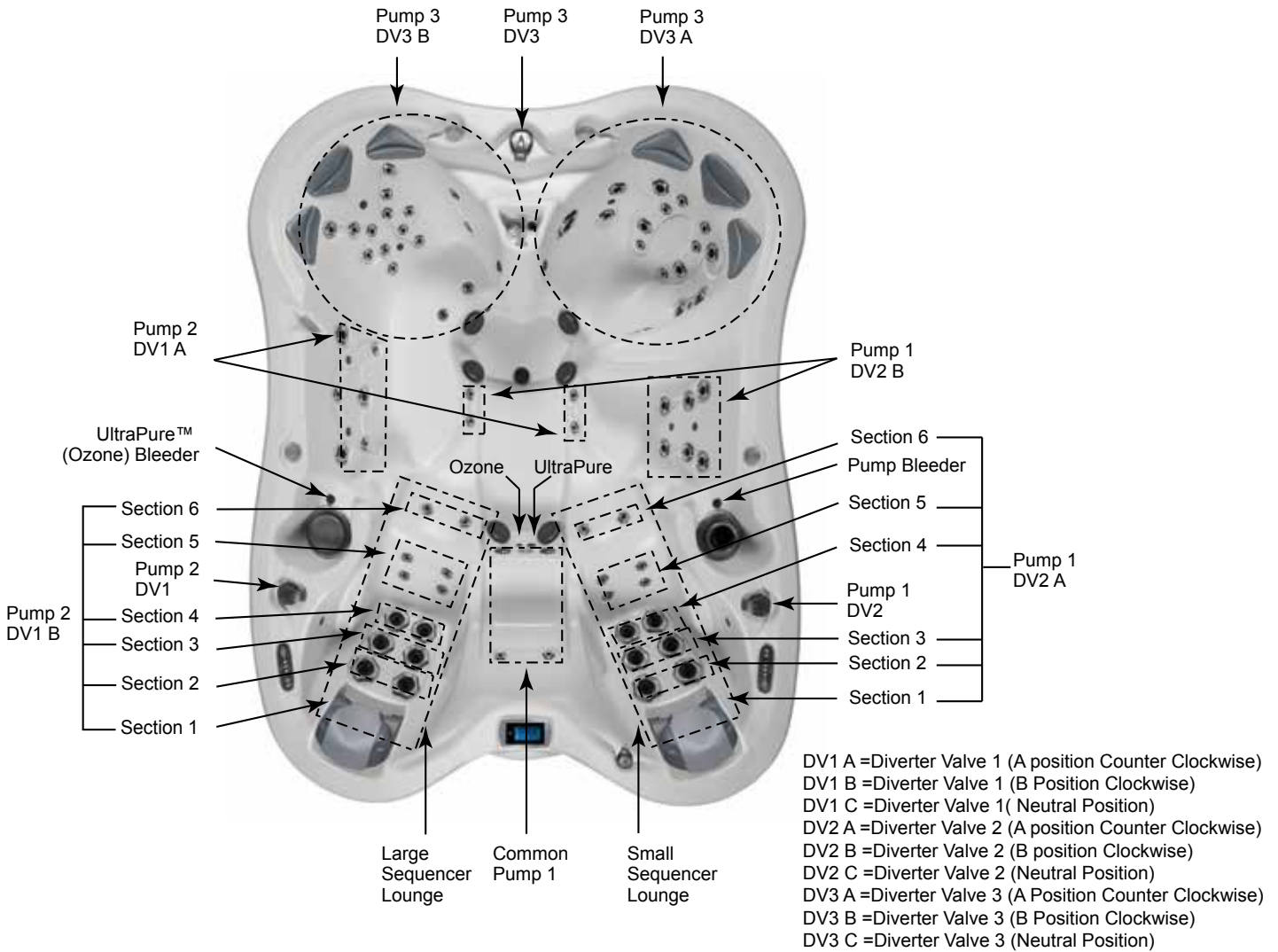
Seating Capacity.....	7 Adults
Dimensions .....	92" x 120" x 40", (234 cm x 305 cm x 102 cm)
Dry Weight.....	1,320 lbs (599 kg)
Filled Weight (Average Fill) .....	5,400 lbs (2,450 kg)
Water Capacity (Average Fill).....	500 US gallons (1,893 Liters)
Shipping Weight.....	1,320 lbs (599 kg)
Export Shipping Weight: .....	<b>1,370 lbs (622 kg)</b>
Electronic Controls .....	D1 SmartHUB™ full color glass touch control panel; access to control jets, temperature, settings and maintenance schedule
Pump 1.....	North America (60 Hz): 2-Speed, 4.0 HP break, 2.5 HP continuous, 48 Frame
Export (50 Hz):.....	<b>2-Speed, 2.0 HP continuous</b>
Pump 2.....	North America (60 Hz): 1-Speed, 3.6 HP break, 2.5 HP continuous, 48 Frame
Export (50 Hz):.....	<b>1-Speed, 2.0 HP continuous</b>
Pump 3.....	North America (60 Hz): 1-Speed, 3.6 HP break, 2.5 HP continuous, 48 Frame
Export (50 Hz):.....	<b>1-Speed, 2.0 HP continuous</b>
Circulation Pump.....	Yes
Fountain Pump .....	Yes
Filtration (factory default) .....	24/7 Filtration (Purge Cycles 2 x 10 minutes)
Total VCR Jets .....	82
Seat 1 UltraLounge™ Jets .....	1 Pillow Mini Storm Rotator, 2 Pillow Cluster Shower Directional, 2 Power Storm Rotator, 4 Power Storm Directional, 4 Euro Cluster Storm Directional, 2 Euro Cluster Storm Rotator
Seat 2 Jets .....	3 Euro Cluster Storm Directional, 3 Mini Storm Directional, 2 Euro Cluster Storm Rotator
Seat 3 Jets .....	8 Euro Cluster Storm Directional, 8 Euro Cluster Storm Rotator
Seat 4 Max Therapy Seat Jets .....	4 Mini Storm Rotator, 6 Euro Cluster Storm Rotator, 4 Mini Storm Directional, 2 Power Storm Directional
Seat 5 Jets .....	6 Mini Storm Rotator, 2 Euro Cluster Storm Rotator
Seat 6 UltraLounge™ Jets .....	1 Pillow Mini Storm Rotator, 2 Cluster Shower Directional, 2 Power Storm Rotator, 4 Power Storm Directional, 2 Euro Cluster Storm Rotator, 4 Euro Cluster Storm Directional
Seat 7 Jets .....	2 Euro Cluster Storm Directional, 2 Mini Storm Directional
Massage Selectors .....	3
Special Features .....	Tactile Therapy, Spa Status Light, Echo™ Switch, 2 Flex Therapy Pillow™, UltraLounge, Max Therapy Seat, 2 Dynamic Massage Sequence™
Water Management System.....	UltraPure™ Plus; Two 75 ft filter cartridge; 8" Weir
LED Lighting .....	Liquid FX™
Optional .....	Exterior Lights
Synthetic Cabinet Colors.....	Adobe Tan, Stoneridge Grey, Mayan Brown
Terracina™ Cabinet (Optional) .....	Driftwood, Cherry, Summer Pine, Vintage Cedar, Midnight Maple
Acrylic Colors .....	Moonstone, UltraLife, Sunstone, Smoked Marble, Gray Marble, Desert Stone
Headrests .....	6 Standard, 2 Flex Therapy Pillow
Water Feature.....	Fountain with independent flow rate (on or off) adjustment; powered by the fountain pump
Heater .....	Fast Flow 2.1, 3.4, 5.5 kW
Export (50 Hz):.....	<b>Fast Flow 2.1, 3.4, 5.5 kW</b>
Electrical Requirements: .....	North America (60 Hz): 240 VAC@40A or 50A
Export (50 Hz): .....	<b>230 VAC@1x32A, 2x16A, 3x16A or suitably rated circuit breaker to comply with local electrical codes. Certain countries may require dual power inputs</b>
Warranty*.....	North America (60 Hz): Lifetime for UltraLife Shell Structure, 7 Years Acrylic Shell Structure, 5 Years Plumbing, 5 Years Equipment and Controls, Lifetime for EnviroTect Cabinet, 7 Years for Terracina Cabinet, 1 Year Water Purification System, 2 Years for Jet Insert, 1 Year for Jet Escutcheon, 2 Year Lights, 1 Year Stereo;
Export (50 Hz): .....	<b>10 Years for UltraLife Shell Surface, 7 Years Acrylic Shell Surface, 5 Years Plumbing, 5 Years Equipment and Controls, 5 Years for EnviroTect Cabinet, 2 Years for Terracina Cabinet, 1 Year Water Purification System, 2 Years for Jet Insert, 1 Year for Jet Escutcheon, 2 Years Lights, 1 Year Stereo</b>
Audio System (Optional).....	Fully Integrated Stereo System with Bluetooth® capability, 4 premium speakers and a subwoofer
Wi-Fi (Optional).....	D1 Connect App



\*(See Warranty Document for Specific Details)

# Sarena Bay

## Massage Selector Diagram



All drains and skimmer tied in common loop.

Spa Operation Subject to Change without Notice

## Seat Depths

- 1 = 29.00" (73.66 cm)
- 2 = 27.00" (68.58 cm)
- 3 = 27.00" (68.58 cm)
- 4 = 29.00" (73.66 cm)
- 5 = 28.00" (71.12 cm)
- 6 = 28.00" (71.12 cm)

- 7 = 19.00" (48.26 cm)
- 8 = 34.00" (86.36 cm)

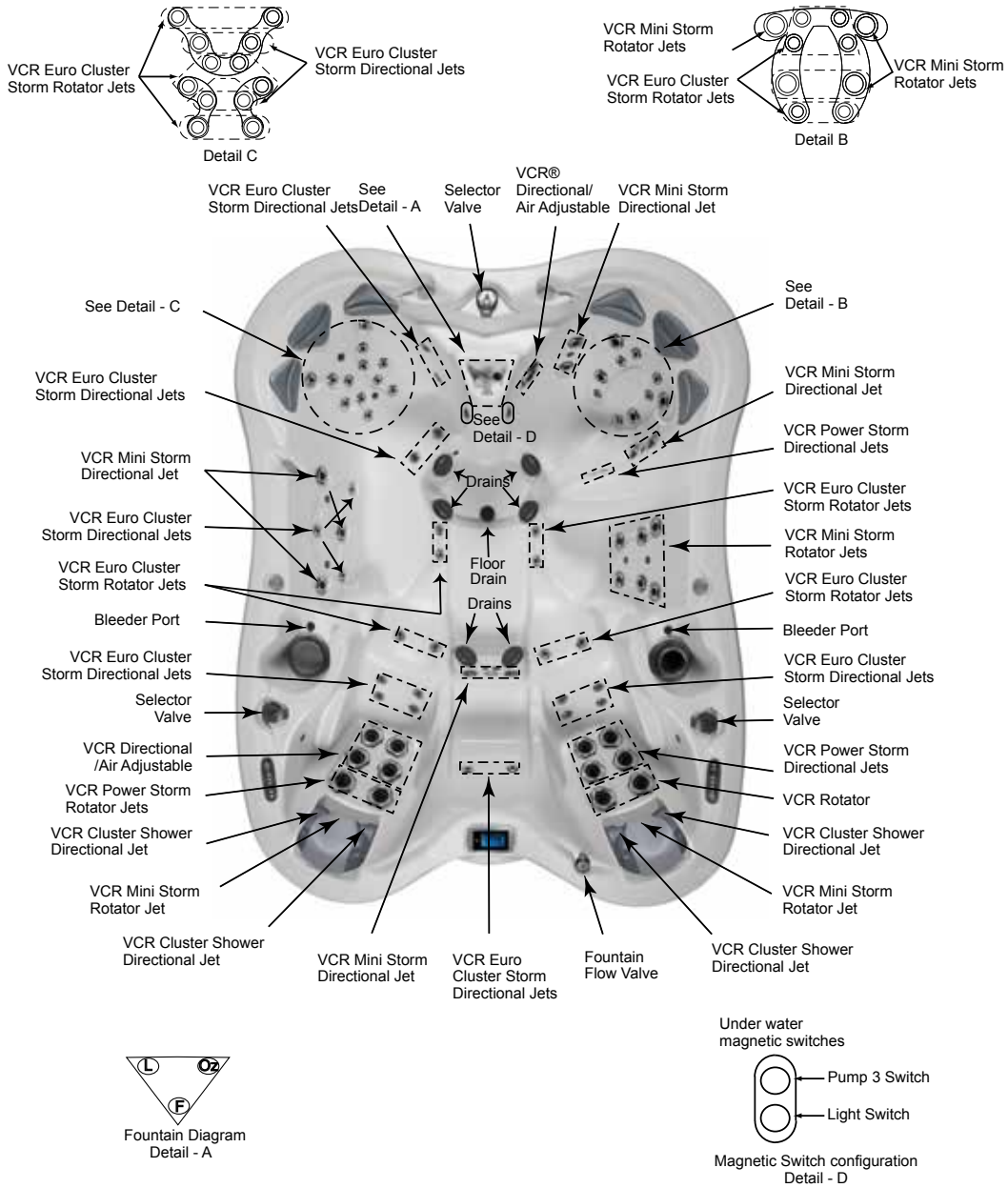
Listed dimensions represent distance from top of acrylic to lowest point in seat. Tolerance  $\pm 0.5"$  (1.27 cm).



Dimensions/Specifications are Subject to Change Without Notice

# Sarena Bay

## Jet Designation



Dimensions/Operation/Specifications are Subject to Change Without Notice

### 82 Total Jets

### Total Jets



Mini Storm Rotator (10)



Mini Storm Directional (9)



Cluster Storm Directional (25)



Cluster Storm Dual Rotator (18)



Power Storm Rotator (4)



Power Storm Directional (10)



Flex Therapy Pillow (2)

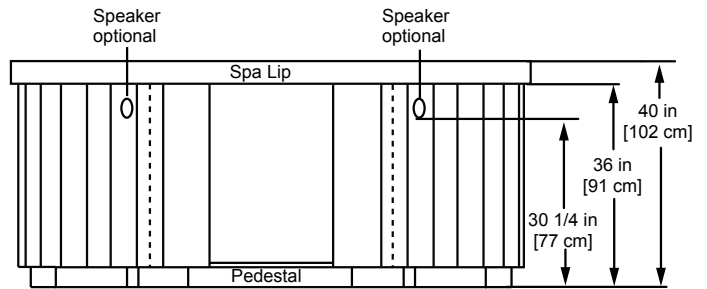
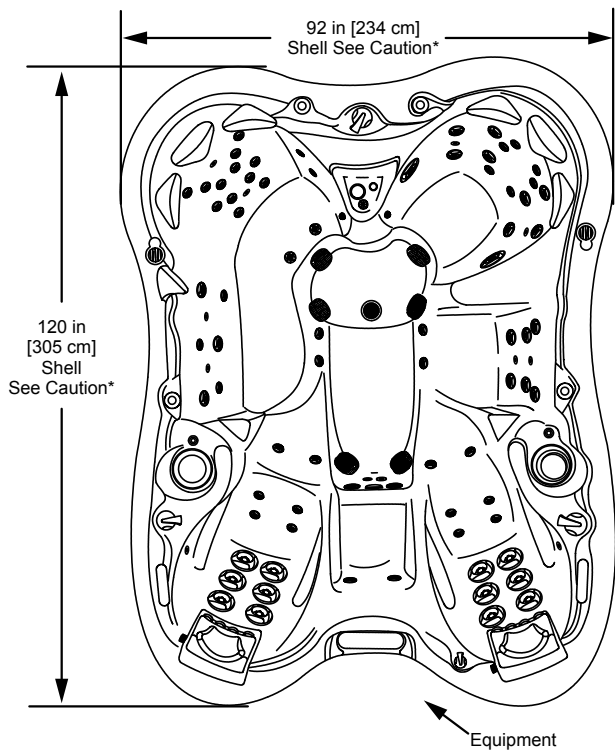


Cluster Shower Directional (2)



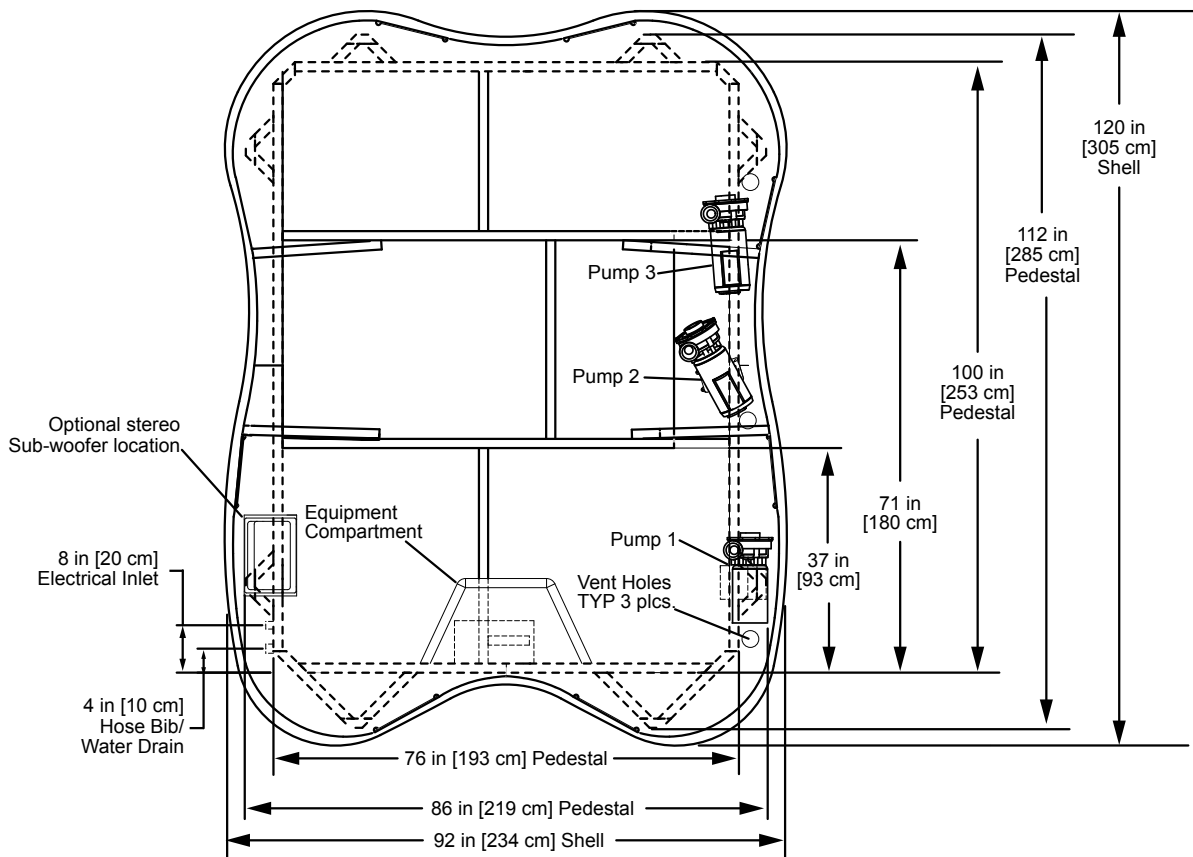
Mini Storm Rotator (1)

# Sarena Bay



**\*Caution:**

Due to manufacturing tolerances there could be some minor differences between the actual spa and the drawing above. **If site planning is critical to such tolerances, be sure to measure your actual spa.**



- Note:
1. Subject to change without notice.
  2. Engineering specs may differ slightly from brochure.
  3. For E-Z lifter installation allow 18" (45.72cm) clearances on the backside of the spa.
  4. Alternative cabinets may add significant weight. Ask your dealer for exact details.

Dimensions/Specifications are Subject to Change Without Notice (Tolerance  $\pm 0.5"$  [1.27 cm]).