



Jacuzzi[®]

THE JACUZZI® BRAND IS AN ICON.

LEGENDARY FOR PERFORMANCE, RELIABILITY AND EASE OF USE, WE SET THE STANDARD BY WHICH ALL HOT TUBS ARE MEASURED. AND WHILE IMITATION MAY BE THE SINCEREST FORM OF FLATTERY, ONLY 60 YEARS OF INNOVATION CAN PRODUCE HOT TUB DESIGNS MADE TO THE DEMANDING STANDARDS OF THE JACUZZI® BRAND.



@jacuzziofficial



J-585™ Model Shown

THE NAME THAT LAUNCHED AN INDUSTRY CONTINUES TO REDEFINE IT

HERITAGE WHEN THE SEVEN JACUZZI BROTHERS IMMIGRATED TO THE UNITED STATES, THEY HAD NO IDEA THAT A PUMP THEY DESIGNED FOR ORCHARDS WOULD REVOLUTIONIZE HYDROTHERAPY IN THE HOME. AND WHILE THE FAMILY'S CRITICAL NEED TO CHANGE THE LIFE OF A CHILD TRIGGERED THIS THERAPEUTIC INVENTION, A DESIRE FOR WELLNESS PIONEERED AN INDUSTRY.



Ken Jacuzzi with father, Candido Jacuzzi

By 1920 all of the Jacuzzi Brothers had immigrated to the United States, determined to change the world with their inventions. Starting by laying roots in the aviation industry, their invention of a hydraulic aircraft pump led them to the creation of a deep well agricultural pump.

By the 1940's, 15-month-old Ken Jacuzzi was diagnosed with debilitating rheumatoid arthritis. When traveling for hydrotherapy treatments at a distant hospital began to wear on his child, Candido redesigned the agricultural pump into what's known as the J-300 hydromassage pump, turning any soaking bathtub into a relaxing and rejuvenating hydro-therapeutic spa, and allowing Ken to return to the family home.

Overwhelming demand for the hydromassage pump led to the founding of Jacuzzi in 1956 and the whirlpool bathing category was born. Since then, the company continued to lead and grow the new industry, from integrating pumps and jets into their flagship bathtub to launching their first bath that worked both indoors and outdoors. The first to highly-engineer jets, the Jacuzzi® Brand has become synonymous with jetted hydrotherapy, well-being and performance.

With a foundation in health and wellness and a dedication to research and innovation, Jacuzzi continues to develop products that improve the lives of both high-performance athletes and everyday people while leading the industry.

PERFORMANCE JACUZZI® BRAND PREMIUM PERFORMANCE PRODUCTS SUPPORT THE NEEDS OF HIGH ENDURANCE ATHLETES AND THE EVERY DAY PERSON ALIKE. HARNESSING WATER'S NATURAL ABILITY TO HEAL THE MIND, BODY AND SOUL, JACUZZI® HOT TUBS INCREASE YOUR ABILITY TO RECOVER, RELAX AND PERFORM.

THE JACUZZI® BRAND PROUDLY PARTNERS WITH ENDURANCE ATHLETES AROUND THE WORLD THROUGH THE POWER OF HYDROTHERAPY.



OFFICIAL PARTNER



jacuzziteam.com



POWERPRO® JETS* COLLECTION

Utilizing Jacuzzi® Aqualibrium®, the combination of versatile PowerPro® Jets, and our ergonomically designed seats, our products deliver an adjustable high-flow, low-pressure hydromassage that feels like no other.



POWERPRO® PX
Perfect for small muscle groups in the wrists, hands and legs, the gentle pulsating massage can be adjusted for different rates of flow.



POWERPRO® BX
Exclusive to the J-300™ Collection, the comforting yet rejuvenating bubbling effect massages the calves.



POWERPRO® RX
The spinning RX Jet delivers comforting relief to the back and shoulders utilizing the highest performance hydromassage the Jacuzzi® Brand offers.



POWERPRO® FX DIRECTIONAL
Designed to relieve tension and improve circulation, this spiral action directional jet delivers a bold, targeted massage to the hips.

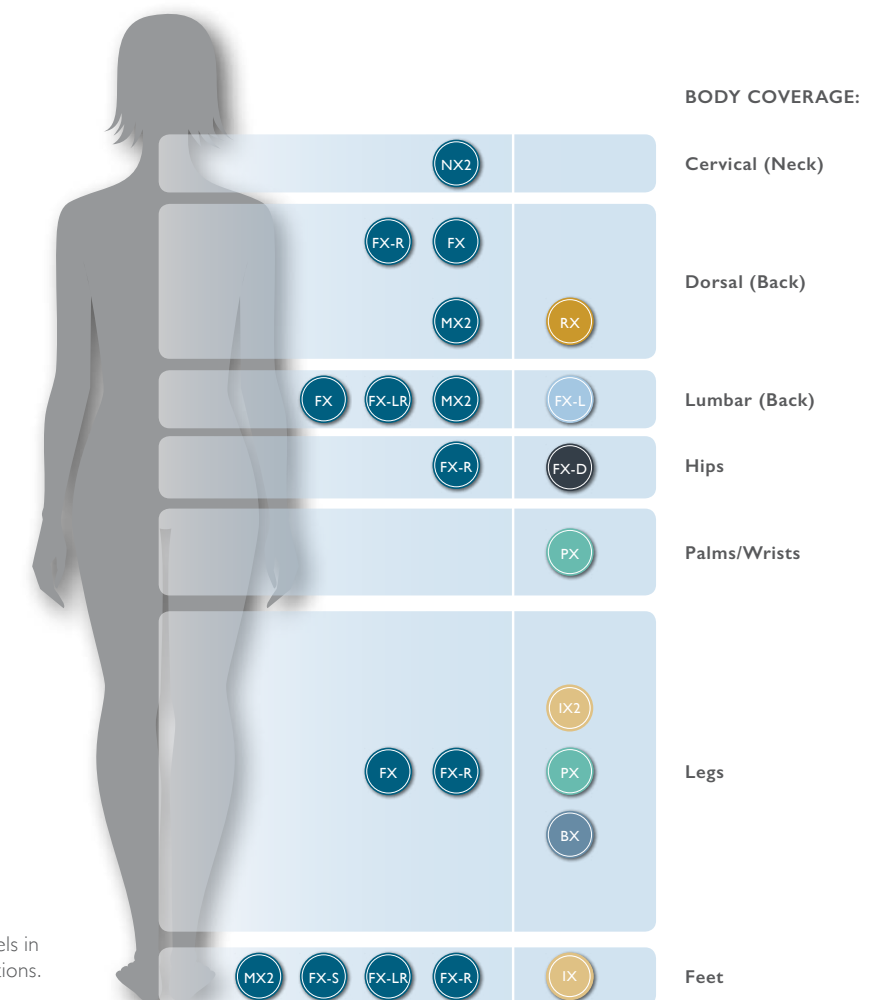


POWERPRO® FX Large
Focusing on the middle of the back to relieve tension and muscle strain, the spiral action massage promotes better circulation.



POWERPRO® IX
Creating a stream of effervescent light, the combination of LED lighting and maximum airflow creates dramatic champagne-like bubbles.

HYDROTHERAPY RESEARCH SUPPORTS THE BENEFITS OF HYDROTHERAPY FOR STRESS, LOWER BACK PAIN, SLEEPLESSNESS, POST EXERCISE RECOVERY, RESTLESS LEG SYNDROME, LEG CRAMPS, ARTHRITIS AND FIBROMYALGIA.



*PowerPro® Jets are available in select models in the J-500™, J-400™, J-LX® and J-300™ Collections. Jets are not to scale.

JACUZZI® HYDROMASSAGE



THE RX JET THERAPY SEAT*

The spinning RX Jet delivers comforting relief to the back and shoulders utilizing the highest performance hydromassage the Jacuzzi® Brand offers. This customer favorite seat is available in our J-500™, J-400™ and J-LX® Collections.



THE MX2 JET THERAPY SEAT*

Recognized as our original Jacuzzi® Jet, the deeply contoured MX2 Jet seat supports your body in the ideal position for a powerful maximum volume and low pressure deep tissue massage.



THE FX-12 THERAPY SEAT*

The full coverage neck and back seat not only delivers deep, adjustable pressure to relieve chronic aches and pains. The FX-12 seat also targets muscle tension in your calves and feet for a full-body experience.



THE PROAIR™ LOUNGE*

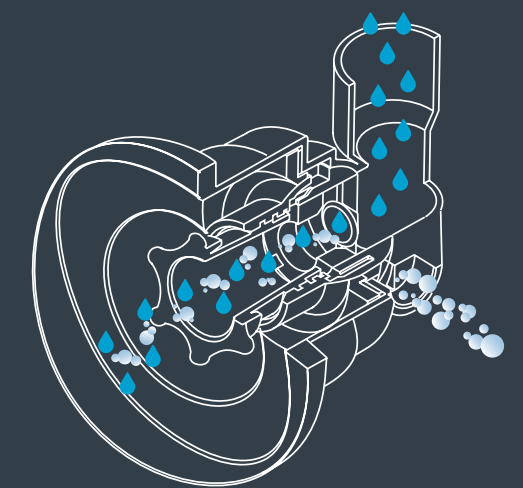
The perfect combination of two types of PowerPro® Jets, this muscle knot releasing lounge seat stimulates surrounding tissue, from your neck and shoulders down to your feet.

*Jet configurations vary by model



ERGONOMIC SEATING

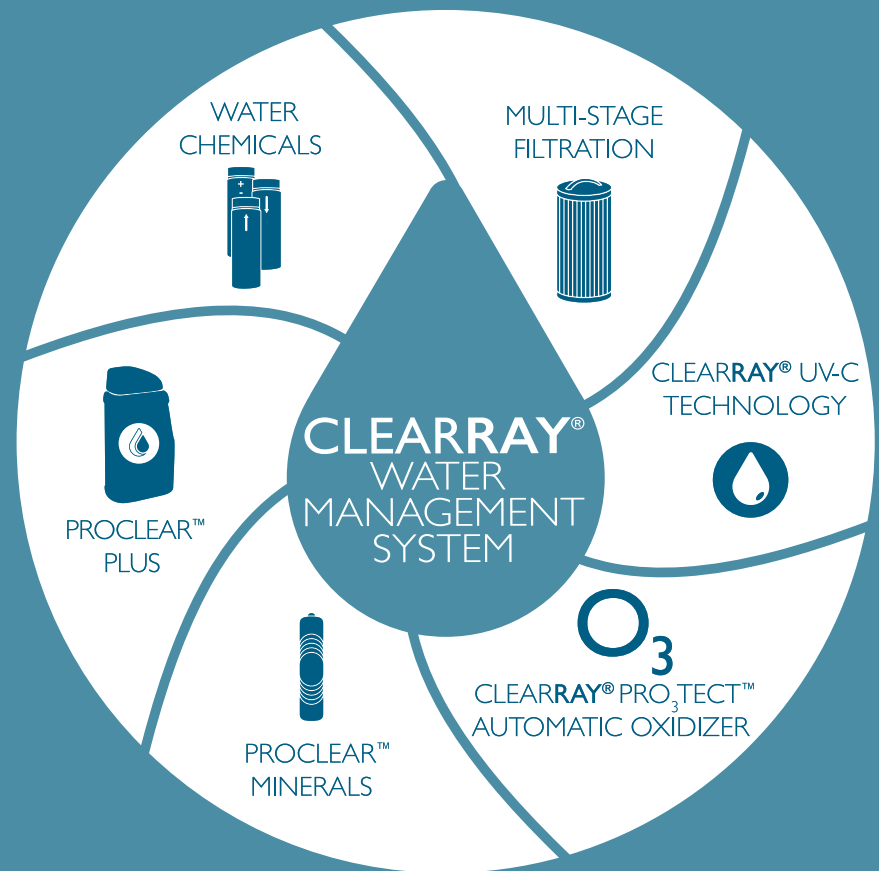
Ergonomic seats that follow the contours of the body help to deliver a premium hydromassage experience.



AQUALIBRIUM®

The perfect mix of air and water.

ELITE HYDROMASSAGE MORE JETS DO NOT EQUAL A BETTER EXPERIENCE, BUT THE RIGHT JETS DO. FROM THE PERFECT MIX OF AIR AND WATER TO THE CAREFUL PLACEMENT OF EACH EXCLUSIVE POWERPRO® JET, WE DELIVER THE OPTIMAL MASSAGE. THAT IS WHY THE JACUZZI® BRAND IS RECOGNIZED BY CONSUMERS AND WORLD-CLASS ATHLETES AS THE INDUSTRY LEADER.



CONVENIENCE SOPHISTICATED YET SIMPLE, OUR WATER MANAGEMENT SYSTEM IS TRULY DESIGNED FOR EASE OF USE AND EXCEPTIONAL PERFORMANCE. UTILIZING CLEARRAY[®] TECHNOLOGY AND UP TO FIVE STAGES OF FILTRATION, JACUZZI[®] BRAND TECHNOLOGY MAKES IT EASY TO MAINTAIN CLEAN AND CLEAR WATER.

WATER CARE



MULTI-STAGE FILTRATION PROCESS					
	STAGE 1 Surface Skimmer	STAGE 2 ProCatch [™] Filter Bag	STAGE 3 ProClear [®] Circulation Pump Filter	STAGE 4 ProClarity [®] Circulation Pump Filter	STAGE 5 ProClear [®] Jet Pump Filter
J-500 [™]	✓	✓	✓	✓	✓
J-400 [™]	✓	✓	✓	✓	✓
J-LX [®]	✓	✓	✓	*Optional Upgrade	✓
J-300 [™]	✓	✓	✓	*Optional Upgrade	✓
J-200 [™]	✓				Pleated Filter

All models in every collection utilize CLEARRAY[®] technology and multi-stage filtration:

STAGE 1&2 The Surface Skimming Weir and ProCatch[™] Bag work together to clean the surface while trapping large debris for easy removal.

STAGE 3 The ProClear[®] Circulation Pump Filter works to clarify water even when the jets are not running.

STAGE 4 The ProClarity[®] Circulation Pump Filter helps to ensure clean, sparkling water quickly by catching tiny debris and particles that other filters miss.

STAGE 5 The ProClear[®] Jet Pump Filter operates with your hot tub's hydromassage pump to remove large and small particles providing the cleanest water.



CLEARRAY[®] UV-C technology

Using UV-C light to neutralize waterborne pathogens, maintaining clean, fresh, clear water has never been easier. CLEARRAY[®] UV-C technology comes standard on all models and requires a simple annual bulb change.



CLEARRAY[®] PRO₃TECT[™] System Optional Low Output Automatic Oxidizer

Now part of the CLEARRAY[®] Water Management System, CLEARRAY[®] PRO₃TECT[™] supports a hands-free approach to water care for clean, clear water:

- Designed to work with CLEARRAY[®] UV technology, automatically oxidizing impurities in the water
- Low-output ozone has minimal off-gassing and prolongs life of equipment longer than traditional ozone systems
- This genuine Jacuzzi[®] part is specifically calibrated to work with the filtration system in your hot tub
- Upgrade any new J-300[™], J-400[™], or J-500[™] Collection hot tub to include a factory-installed CLEARRAY[®] PRO₃TECT[™] System

J-400™

DESIGNER COLLECTION


FEATURES:

- Distinct High Back Design
- ProTouch™ Control
- PowerPro® Jets
- Specialty PowerPro® RX and PX Jets
- Exclusive IX/IX2 Jet Lighting
- CLEARARRAY® System
- 5-Stage Filtration System
- ProStream™ Filter Pump
- Propolymer™ Foundation
- Smart Access Door

- Quick Drain System
- Watercolour™ Waterfall
- Premium LED Lighting
- Adjustable, Backlit Headrest
- Illuminated Cup Holders
- Status Indicator Light

OPTIONAL FEATURES:

- SmartTub™ Compatible
- CLEARARRAY® PROTECT™ Low Output Ozone Generator
- SmartSeal® Insulation
- ProLast™ and ProLast™ Extreme Outdoor Hot Tub Covers
- BLUEWAVE® Integrated Spa Stereo System
- Premium Speakers
- Amplified Sub-Woofer




PERFORMANCE

- Offers nine distinct PowerPro® Jets for more hydromassage coverage, including the pulsating PowerPro® PX Jet, spinning PowerPro® RX Jet and bold PowerPro® MX2 Jet, available in the J-400™ Collection
- Features more top-of-the-line rotational PowerPro® RX Jets
- Illuminates above and below the water with the most LED light integration, including the PowerPro® IX Jet combining effervescent bubbles with high-output LED lighting, exclusive to the J-400™ Collection



DESIGN

- Composed with an elevated back design for protection from the elements.
- Incorporates a touchscreen control with a simplified user interface to make usage and maintenance easy
- Showcases higher, backlit waterfalls that cascade water down your neck and back while providing a more breathtaking effect



EASE OF USE

- Operates maximum filter processes and filters hot tub water as needed with CLEARARRAY® On-Demand
- Eases maintenance with push-button Smart Access Door for tool-free removal
- Compatible with SmartTub™ App for enhanced hot tub care and support, personalized tips and how-to videos

FEATURES:

- Energy Efficient Performance
- Patented Top Deck Design
- PowerPro® Jets
- Specialty PowerPro® RX Jet
- CLEARRAY® System
- 4-Stage Filtration System
- ProStream™ Filter Pump
- Propolymer™ Foundation
- Sleek Integrated Waterfall

- Filtered LED Lighting
- LED Display
- Comfortable Headrests

OPTIONAL FEATURES:

- ProClarity® Circulation Pump Filter
- ProLast™ and ProLast™ Extreme Outdoor Hot Tub Covers
- BLUEWAVE® Stereo with Remote
- Premium Speakers
- Amplified Sub-Woofer

J-LX®

ENERGY-EFFICIENT COLLECTION

PERFORMANCE

- Delivers exclusive massage options with the bold PowerPro® MX2 Jet and spinning PowerPro® RX Jet, not available in the J-300™ or J-200™ Collections
- Exceeds energy efficiency standards without reduced jet power
- Maintains water temperature more efficiently with a low-watt density heater




DESIGN

- The exclusive patented flat surface deck design creates a minimalist look, while the stainless steel adds a crisp accent to the cabinet's corners
- The optional ProLast™ cover for greater durability than vinyl
- Durable synthetic wood steps in a selection of complementary colors to match the hot tub cabinetry; available with and without a handrail



ENERGY EFFICIENCY

- Combines high performance hot tub technology with the latest innovations in energy efficiency
- The J-LX® Collection is made with 1.5" of high density heat retaining backing in conjunction with our full foam filled insulation resulting in the most energy efficient spa in its class
- Streamlined, intuitive control panel for ease of use



J-300™

COMFORT COLLECTION

FEATURES:

- PowerPro® Jets
- Specialty PowerPro® BX and FX-L Jets
- Illuminated Control
- CLEARRAY® On-Demand
- 4-Stage Filtration System
- ProStream™ Circulation Pump
- Propolymer™ Foundation
- Smart Access Door

- Water Rainbow® Waterfall
- ProLite™ Led Lighting
- Reversible Backlit Headrests
- Illuminated Cup Holders

OPTIONAL FEATURES:

- SmartTub™ Compatible
- CLEARRAY® PRO₃TECT™ Low Output Ozone Generator
- ProClarity® Circulation Pump Filter
- SmartSeal® Insulation
- ProLast™ and ProLast™ Extreme Outdoor Hot Tub Covers
- BLUEWAVE® Stereo with Remote
- Standard Speakers
- Sub-Woofer

PERFORMANCE



- Delivers a superior hydromassage with PowerPro® Jets
- Features the bubbler PowerPro® BX Jet, exclusive to the J-300™ Collection
- Minimizes water debris with ProStream™ filter

DESIGN

- Enhances comfort with ergonomically-designed seating
- Incorporates more LED lighting coverage underwater and above the water
- Increases comfort with repositionable headrests

EASE OF USE

- Promptly purifies hot tub water with CLEARRAY® On-Demand
- Eases maintenance with push-button Smart Access Door for tool-free removal
- Makes usage and maintenance effortless with illuminated topside control panel and back-lit buttons
- Compatible with SmartTub™ App for enhanced hot tub care and support, personalized tips and how-to videos



FEATURES:

- Classic Jets
- 2-Stage Filtration System
- Comfortable Headrests
- Built-In Drink Holders
- Classic Waterfall
- Multi-Colored Lighting

OPTIONAL FEATURES:

- SmartTub™ Compatible
- ProLast™ and ProLast™ Extreme Outdoor Hot Tub Covers
- BLUEWAVE® Spa Stereo System on Select Models
- Standard Speakers

J-200™

CLASSIC COLLECTION


PERFORMANCE

- Offers a complete hydromassage experience with tested jet placement
- Expands ergonomic options with a variety of jet configurations to find the right massage for you



DESIGN

- Maximizes durability and efficiency with strong acrylic shell and full foam insulation
- Features UV-resistant cabinet that stays beautiful longer



EASE OF USE

- Simplifies usage with one-button operation controls
- Facilitates maintenance with top-loading filtration system
- Compatible with SmartTub™ App for enhanced hot tub care and support, personalized tips and how-to videos



ACCESSORIES



Maintain performance, reliability and ease of use with Jacuzzi® Genuine Parts and Accessories. Made specifically to balance your Jacuzzi® Hot Tub, they prolong the enjoyment of your spa with accessories and chemicals bearing our name.



COVERS

Your first line of defense in water care. From basic vinyl to premium ProLast™ Covers, Jacuzzi® genuine hot tub covers retain heat and offer protection for the hot tub when not in use.



STEPS

We offer premium steps designed to complement your hot tub, including high quality synthetic wood steps that perfectly coordinate with our hot tub skirt and color options.



UMBRELLAS

ProLast™ spa side umbrellas are made from coordinating ProLast™ materials that offer protection from the elements, as well as, add style to your backyard décor.

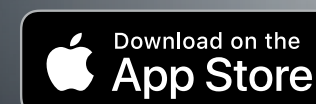
SmartTub™

Introducing the new patented Jacuzzi® SmartTub™ System, engineered to maximize your relaxation, recovery and performance potential. From an app on your smartphone, you can enjoy the next generation of spa ownership, making it easier than ever to use and maintain your Jacuzzi® Hot Tub.*

- Enjoy easy setup -- just pair your app
- Discover enhanced product knowledge and support
- Master hot tub care with personalized tips and how-to videos
- View energy usage estimates**
- Adjust key settings, such as energy efficiency and temperature while away
- Receive power outage notifications to reduce complications
- Alerts you and your dealer when your hot tub needs attention
- Stay connected with your dealer and 'Click for Service'



Learn more about SmartTub™ Technology by visiting JacuzziSmartTub.com today.



SmartTub™ system uses cellular-based communication and requires cell service from our provider partner in your area. See website for details.

*Requires subscription beginning in second year of ownership

**Estimates are based on sensor readings and are not meant to match your utility measurements, see your local utility company for specifics to your local system

ACRYLIC OPTIONS




Porcelain*

Platinum

Opal*

Silver Pearl

Sahara



Sandstone*

Desert Sand

Monaco

Caribbean Surf*

Midnight*

SKIRTING OPTIONS




Brazilian Teak Skirting

Silverwood Skirting

Roasted Chestnut Skirting

COVER OPTIONS



Black


Sienna

Gray

PROLAST™ COVERS

Make protecting your investment both stylish and simple

- Premium look
- UV and Water resistant
- Lighter than vinyl without losing durability
- Easy to clean
- Longer warranty



Bordeaux Cover

Silverwood Cover

*Color available in select models, see your dealer for details.

PERSONALIZED STYLE PART INSTINCT, PART DESIGN SENSE, YOUR COLOR PREFERENCES ARE AN EXTENSION OF YOUR HOME AND PERSONAL STYLE. JUST CONSIDER WHERE YOU WILL INSTALL YOUR HOT TUB, DEFINE YOUR DÉCOR PERSONALITY AND LISTEN TO YOUR INSTINCTS. REGARDLESS OF WHICH ACRYLIC, SKIRTING OR COVER CHOICE SPEAKS TO YOU, THE QUALITY AND DURABILITY THAT COMES WITH THE JACUZZI® BRAND IS CONSTANT.

SPECIFICATION CHART


POWERPRO® JETS COLLECTION KEY

FX-S	FX	FX-R	NX2	FX-LR	MX2	BX	FX-L	IX/IX2	RX	PX	FX-D	
J-500™, J-400™, J-LX® AND J-300™							J-300™ EXCLUSIVE	J-400™ EXCLUSIVE	J-400™ EXCLUSIVE	J-500™ J-LX®	J-500™ J-400™	J-500™ EXCLUSIVE

J-400™ COLLECTION

J-400™ POWERPRO® SPECIALTY JETS: FX-L IX/IX2 RX PX

J-495™
8 - 9 Seats



DIMENSIONS*
90 in x 110 in x 41 in - 46 in back
229 cm x 279 cm x 104 cm - 116 cm back

DRY WEIGHT
1,139 lbs. (517 kg.)

TOTAL FILLED WEIGHT
6,310 lbs. (2,862 kg.)


AVERAGE SPA VOLUME
520 US gallons (1,968 liters)

ELECTRICAL
240VAC 60Hz 50A/60A
230VAC 50Hz 24A/23A

TOTAL JETS BY TYPE:

FX-S 8 FX 18 FX-R 6 NX2 10 FX-LR 4
MX2 3 FX-L 1 IX 1 RX 11

J-470™
6 - 7 Seats



DIMENSIONS*
91 in x 91 in x 39 in - 44 in back
231 cm x 231 cm x 99 cm - 112 cm back

DRY WEIGHT
950 lbs. (431 kg.)

TOTAL FILLED WEIGHT
5,620 lbs. (2,549 kg.)


AVERAGE SPA VOLUME
450 US gallons (1,703 liters)

ELECTRICAL
240VAC 60Hz 40A/50A/60A
230VAC 50Hz 17A/13A

TOTAL JETS BY TYPE:

FX-S 8 FX 10 FX-R 6 NX2 4 FX-LR 4
MX2 3 FX-L 1 IX 1 RX 6

J-435™
5-6 Seats



DIMENSIONS*
84 in x 84 in x 36 in - 43 in back
213 cm x 213 cm x 91 cm - 109 cm back

DRY WEIGHT
822 lbs. (373 kg.)

TOTAL FILLED WEIGHT
4,492 lbs. (2,037 kg.)


AVERAGE SPA VOLUME
360 US gallons (1,363 liters)

ELECTRICAL
240VAC @ 30A/50A/60A
230VAC 50Hz 20A (2 breakers required)

TOTAL JETS BY TYPE:

FX-S 10 FX 9 FX-R 6 NX2 6 FX-LR 3
MX2 3 IX2 1 RX 8 PX 2

J-415™
2 - 3 Seats



DIMENSIONS*
76 in x 66 in x 32 in
193 cm x 168 cm x 81 cm

DRY WEIGHT
585 lbs. (265 kg.)

TOTAL FILLED WEIGHT
3,004 lbs. (1,362 kg.)


AVERAGE SPA VOLUME
230 US gallons (871 liters)

ELECTRICAL
240VAC 60Hz 40A or 50A
230VAC 50Hz 17A/13A

TOTAL JETS BY TYPE:

FX 9 FX-R 4 NX2 2 FX-LR 1 RX 5

J-480™
5 - 6 Seats



DIMENSIONS*
94 in x 94 in x 39 in - 44 in back
239 cm x 239 cm x 99 cm - 112 cm back

DRY WEIGHT
1,001 lbs. (454 kg.)

TOTAL FILLED WEIGHT
6,005 lbs. (2,724 kg.)


AVERAGE SPA VOLUME
480 US gallons (1,817 liters)

ELECTRICAL
240VAC 60Hz 40A/50A/60A
230VAC 50Hz 17A/13A

TOTAL JETS BY TYPE:

FX-S 8 FX 12 FX-R 6 NX2 4 FX-LR 6
MX2 3 IX 1 RX 6 PX 6

J-445™
6 Seats



DIMENSIONS*
84 in x 84 in x 36 in - 43 in back
213 cm x 213 cm x 91 cm - 109 cm back

DRY WEIGHT
602 lbs. (281 kg.)

TOTAL FILLED WEIGHT
4,400 lbs. (1,996 kg.)

AVERAGE SPA VOLUME
370 US gallons (1,401 liters)

ELECTRICAL
240VAC @ 30A/50A/60A
230VAC 50Hz 20A (2 breakers required)

TOTAL JETS BY TYPE:

FX-S 8 FX 12 FX-R 8 NX2 4 FX-LR 2
MX2 3 IX2 1 RX 8

J-425™
4 - 5 Seats



DIMENSIONS*
76 in x 87 in x 34 in - 39 in back
193 cm x 221 cm x 86 cm - 99 cm back

DRY WEIGHT
796 lbs. (361 kg.)

TOTAL FILLED WEIGHT
4,382 lbs. (1,988 kg.)

AVERAGE SPA VOLUME
340 US gallons (1,287 liters)

ELECTRICAL
240VAC 60Hz 40A/50A/60A
230VAC 50Hz 17A/13A


TOTAL JETS BY TYPE:

FX 10 FX-R 4 NX2 2 FX-LR 3 MX2 3
FX-L 2 IX 1 RX 2

J-LX® COLLECTION

J-LX® POWERPRO® SPECIALTY JETS: RX

J-LX®
6 - 7 Seats



DIMENSIONS*
84 in x 84 in x 36 in
214 cm x 214 cm x 92 cm

DRY WEIGHT
876 lbs. (397 kg.)

TOTAL FILLED WEIGHT
5,046 lbs. (2,289 kg.)


AVERAGE SPA VOLUME
390 US gallons (1,476 liters)

ELECTRICAL
240VAC 60Hz 40A/50A/60A
230-240VAC 50Hz 20A/30A/40A

TOTAL JETS BY TYPE:

FX 21 NX2 4 FX-LR 5 MX2 2 RX 4

J-LXL®
5 - 6 Seats



DIMENSIONS*
84 in x 84 in x 36 in
214 cm x 214 cm x 92 cm

DRY WEIGHT
896 lbs. (406 kg.)

TOTAL FILLED WEIGHT
5,066 lbs. (2,298 kg.)

AVERAGE SPA VOLUME
390 US gallons (1,476 liters)

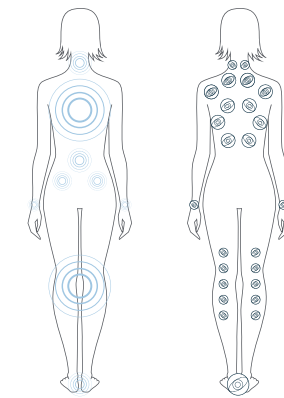
ELECTRICAL
240VAC 60Hz 40A/50A/60A
230-240VAC 50Hz 20A/30A/40A

TOTAL JETS BY TYPE:

FX 23 NX2 6 FX-LR 3 MX2 2 RX 4

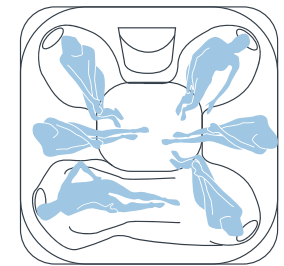
CHOOSING YOUR MODEL

1 SELECT SEATING OPTIONS

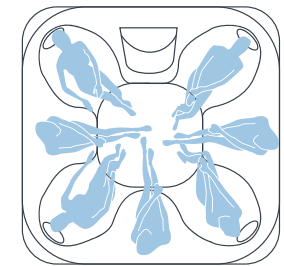


From full-back coverage to leg tension relief, each seat offers a unique massage option.

2 CHOOSE LOUNGE VS. OPEN SEATING



A lounge seat offers a full-body massage option and a more secluded spa experience.



An open seating model offers more massage options and makes communicating with others in the hot tub easier.

3 FIND THE COLLECTION THAT'S RIGHT FOR YOU

- J-500™ COLLECTION Revolutionary Design, Legendary Performance
- J-400™ COLLECTION Elegant Styling, Superior Hydromassage
- J-LX® COLLECTION Energy Efficiency, Modern Form
- J-300™ COLLECTION Smart Engineering, Premium Jetting
- J-200™ COLLECTION Quality & Value

*All hot tub dimensions are shown in: L x W x H.

SPECIFICATION CHART

FX-S	FX	FX-R	NX2	FX-LR	MX2	BX	FX-L	IX	RX	PX	FX-D	
J-500™, J-400™, J-LX® AND J-300™							J-300™ EXCLUSIVE	J-400™ EXCLUSIVE	J-400™ EXCLUSIVE	J-500™ EXCLUSIVE	J-500™ EXCLUSIVE	J-500™ EXCLUSIVE

POWERPRO® JETS COLLECTION KEY

J-300™ COLLECTION

J-300™ POWERPRO® SPECIALTY JETS: BX FX-L

J-200™ COLLECTION



J-385™

6 - 7 Seats

DIMENSIONS*
91 in x 91 in x 38 in
231 cm x 231 cm x 97 cm
DRY WEIGHT
916 lbs. (415 kg.)
TOTAL FILLED WEIGHT
5,753 lbs. (2,610 kg.)
AVERAGE SPA VOLUME
500 US gallons (1,893 liters)
ELECTRICAL
240VAC 60Hz 40A/50A/60A
230VAC 50Hz 17A/13A
TOTAL JETS BY TYPE:

FX-S 8 FX 20 FX-R 4 NX2 4 FX-LR 4 MX2 3 BX 2 FX-L 4



J-375™

5 - 6 Seats

DIMENSIONS*
91 in x 91 in x 38 in
231 cm x 231 cm x 97 cm
DRY WEIGHT
897 lbs. (407 kg.)
TOTAL FILLED WEIGHT
5,734 lbs. (2,601 kg.)
AVERAGE SPA VOLUME
470 US gallons (1,779 liters)
ELECTRICAL
240VAC 60Hz 40A/50A/60A
230VAC 50Hz 17A/13A
TOTAL JETS BY TYPE:

FX 18 FX-R 6 NX2 4 FX-LR 3 MX2 5 BX 12 FX-L 2



J-280™

6 - 7 Seats

TOTAL JETS
44 Classic Jets
DIMENSIONS*
90 in x 90 in x 37 in
229 cm x 229 cm x 94 cm
DRY WEIGHT
885 lbs. (401 kg.)
TOTAL FILLED WEIGHT
5,639 lbs. (2,558 kg.)
AVERAGE SPA VOLUME
460 US gallons (1,741 liters)
ELECTRICAL
240VAC 60Hz 40A/50A/60A
230VAC 50Hz 20A/30A/40A



J-275™

6 - 7 Seats

TOTAL JETS
45 Classic Jets
DIMENSIONS*
90 in x 90 in x 37 in
229 cm x 229 cm x 94 cm
DRY WEIGHT
807 lbs. (366 kg.)
TOTAL FILLED WEIGHT
5,227 lbs. (2,371 kg.)
AVERAGE SPA VOLUME
460 US gallons (1,741 liters)
ELECTRICAL
240VAC 60Hz 40A/50A/60A
230VAC 50Hz 20A/30A/40A



J-365™

6 - 7 Seats

DIMENSIONS*
84 in x 91 in x 38 in
214 cm x 231 cm x 97 cm
DRY WEIGHT
868 lbs. (394 kg.)
TOTAL FILLED WEIGHT
5,038 lbs. (2,285 kg.)
AVERAGE SPA VOLUME
440 US gallons (1,666 liters)
ELECTRICAL
240VAC 60Hz 40A/50A/60A
230VAC 50Hz 17A/13A
TOTAL JETS BY TYPE:

FX-S 8 FX 19 FX-R 4 NX2 4 FX-LR 3 MX2 3 FX-L 3



J-355™

5 - 6 Seats

DIMENSIONS*
84 in x 91 in x 38 in
214 cm x 231 cm x 97 cm
DRY WEIGHT
836 lbs. (379 kg.)
TOTAL FILLED WEIGHT
4,923 lbs. (2,233 kg.)
AVERAGE SPA VOLUME
400 US gallons (1,514 liters)
ELECTRICAL
240VAC 60Hz 40A/50A/60A
230VAC 50Hz 17A/13A
TOTAL JETS BY TYPE:

FX 14 FX-R 4 NX2 2 FX-LR 3 MX2 5 BX 12 FX-L 2



J-245™

6 - 7 Seats

TOTAL JETS
35 Classic Jets
DIMENSIONS*
84 in x 84 in x 36 in
214 cm x 214 cm x 92 cm
DRY WEIGHT
827 lbs. (375 kg.)
TOTAL FILLED WEIGHT
4,747 lbs. (2,153 kg.)
AVERAGE SPA VOLUME
360 US gallons (1,363 liters)
ELECTRICAL
240VAC 60Hz 40A/50A/60A
230VAC 50Hz 20A/30A/40A



J-235™

6 Seats

TOTAL JETS
35 Classic Jets
DIMENSIONS*
84 in x 84 in x 36 in
214 cm x 214 cm x 92 cm
DRY WEIGHT
766 lbs. (347 kg.)
TOTAL FILLED WEIGHT
4,519 lbs. (2,050 kg.)
AVERAGE SPA VOLUME
350 US gallons (1,325 liters)
ELECTRICAL
240VAC 60Hz 40A/50A/60A
230VAC 50Hz 20A/30A/40A



J-345™

6 - 7 Seats

DIMENSIONS*
84 in x 84 in x 36 in
214 cm x 214 cm x 92 cm
DRY WEIGHT
825 lbs. (374 kg.)
TOTAL FILLED WEIGHT
4,661 lbs. (2,114 kg.)
AVERAGE SPA VOLUME
370 US gallons (1,401 liters)
ELECTRICAL
240VAC 60Hz 40A/50A/60A
230VAC 50Hz 17A/13A
TOTAL JETS BY TYPE:

FX-S 8 FX 19 FX-R 4 FX-LR 3 MX2 3 FX-L 2



J-335™

5 - 6 Seats

DIMENSIONS*
84 in x 84 in x 36 in
214 cm x 214 cm x 92 cm
DRY WEIGHT
754 lbs. (342 kg.)
TOTAL FILLED WEIGHT
4,507 lbs. (2,044 kg.)
AVERAGE SPA VOLUME
360 US gallons (1,363 liters)
ELECTRICAL
240VAC 60Hz 40A/50A/60A
230VAC 50Hz 17A/13A
TOTAL JETS BY TYPE:

FX 16 FX-R 4 FX-LR 4 MX2 2 BX 12 FX-L 2



J-225™

4 - 5 Seats

TOTAL JETS
23 Classic Jets
DIMENSIONS*
76 in x 84 in x 34.5 in
193 cm x 213 cm x 87 cm
DRY WEIGHT
562 lbs. (255 kg.)
TOTAL FILLED WEIGHT
4,219 lbs. (1,914 kg.)
AVERAGE SPA VOLUME
354 US gallons (1,340 liters)
ELECTRICAL
120VAC 60Hz 15A or
240VAC 60Hz 30A/40A
230VAC 50Hz 20A/30A



J-215™

2 - 3 Seats

TOTAL JETS
19 Classic Jets
DIMENSIONS*
76 in x 66 in x 32 in
193 cm x 168 cm x 81 cm
DRY WEIGHT
492 lbs. (223 kg.)
TOTAL FILLED WEIGHT
2,780 lbs. (1,261 kg.)
AVERAGE SPA VOLUME
220 US gallons (833 liters)
ELECTRICAL
120VAC @ 15A
240VAC @ 30A/40A
230VAC 50Hz 20A/30A



J-325™

4 - 5 Seats

DIMENSIONS*
76 in x 84 in x 34 in
193 cm x 214 cm x 87 cm
DRY WEIGHT
687 lbs. (312 kg.)
TOTAL FILLED WEIGHT
4,357 lbs. (1,976 kg.)
AVERAGE SPA VOLUME
360 US gallons (1,363 liters)
ELECTRICAL
120VAC 15A or
240VAC 60Hz 30/40A
230VAC 50Hz 13A/10A
TOTAL JETS BY TYPE:

FX-S 4 FX 6 FX-R 2 FX-LR 3 FX-L 4



J-315™

2 - 3 Seats

DIMENSIONS*
76 in x 66 in x 32 in
193 cm x 168 cm x 81 cm
DRY WEIGHT
571 lbs. (259 kg.)
TOTAL FILLED WEIGHT
2,906 lbs. (1,318 kg.)
AVERAGE SPA VOLUME
230 US gallons (871 liters)
ELECTRICAL
120VAC 15A or
240VAC 60Hz 30/40A
230VAC 50Hz 13A/10A
TOTAL JETS BY TYPE:

FX 8 FX-R 2 FX-LR 3 BX 6 FX-L 2



J-210™

4 - 5 Seats

TOTAL JETS
19 Classic Jets
DIMENSIONS*
78 in x 36 in
198 cm x 91 cm
DRY WEIGHT
527 lbs. (239 kg.)
TOTAL FILLED WEIGHT
3,112 lbs. (1,412 kg.)
AVERAGE SPA VOLUME
240 US gallons (908 liters)
ELECTRICAL
120VAC 60Hz 15A
240VAC 60Hz 30A/40A
230VAC 50Hz 20A/30A



*All hot tub dimensions are shown in: L x W x H.



J-585™ Model Shown – Ask for a J-500™ Collection Brochure



©2018 Jacuzzi Hot Tubs. All rights reserved. Jacuzzi® is a registered trademark of Jacuzzi Inc. used with permission. All other brands, product names, company names, trade names, trademarks and service marks used are the property of their respective owners. Jacuzzi Hot Tubs may make product modifications and enhancements. Specifications may change without notice. International products may be configured differently to meet local electrical requirements. Dimensions are approximate. Manufactured under one or more United States patent numbers. Other patents may apply.

www.jacuzzi.com
13925 City Center Drive, Suite 200
Chino Hills, CA 91709

Part No: 2890-043E
2/18

